



P and M Aviation Pvt. Ltd.

QUIK TRIKE PARTS CATALOGUE

DOC No: PAM-008

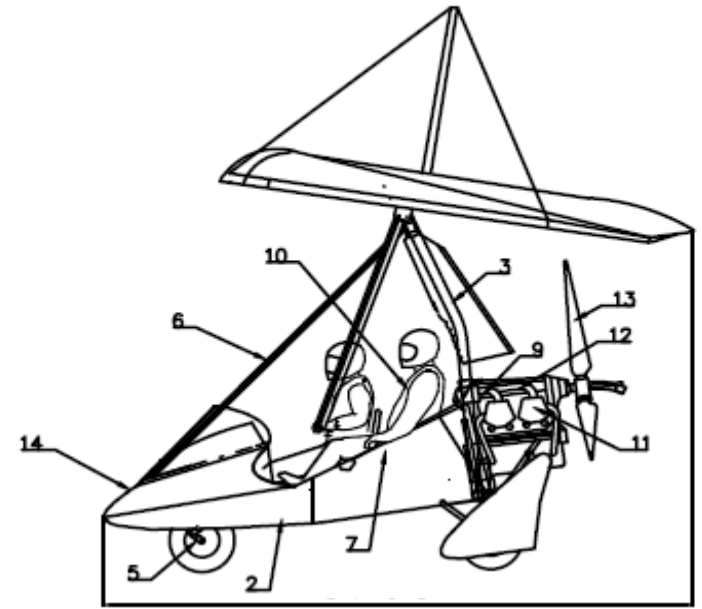
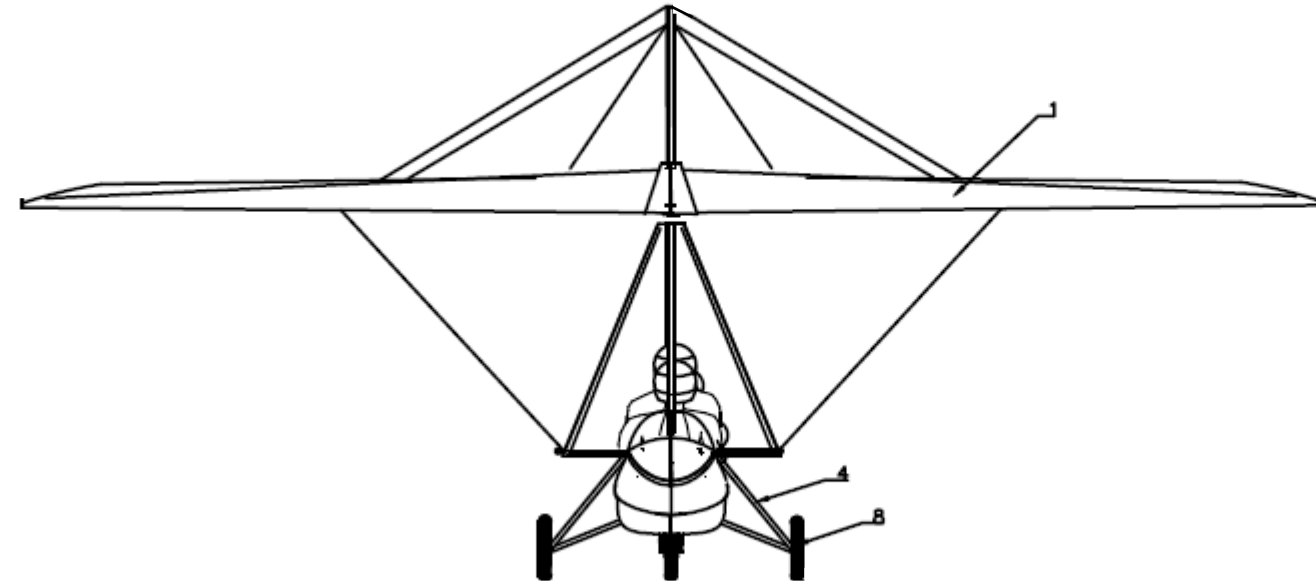
Issue 1, Rev 0 dt July 2021

Unit 2, Rampura, Byrathi - Avalahalli Main Road,
Bidarahalli Hobli, Bangalore – 560 049

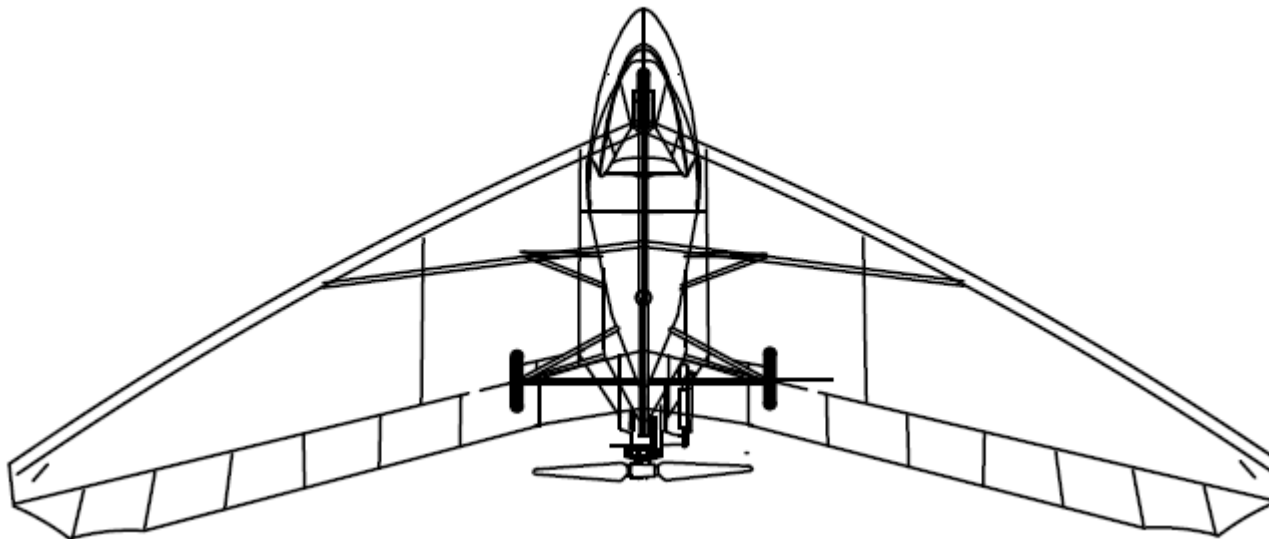
Email: admin@pmaviation.co.uk
Website: www.pmaviation.co.uk

CONTENTS

Assembly	Page
1. General Arrangement	1
2. Front Under Carriage	4
3. Main Sub-frame Rear Under-Carriage	8
4. Quik Explorer Front Fork	13
5. Rear Steering Bar	17
6. Seat	19
7. Throttle and Choke	23
8. Seat Belt	28
9. Electrical and Instruments	30
10. Base Tube	33
11. Pylon	38
12. Calliper and Tube Assembly	40
13. Trim System Assembly	42
14. Trim Motor	48
15. Master Cylinder Assembly	52
16. Trimmer Wheel Assembly	54
17. Aerofoil Strut Assembly	56
18. Brake System	58
19. 912 Fuel System	60
20. 65L Tank Assembly	62
21. Power Plant Assembly	64
22. Twin Exhaust Assembly	87
23. Quik Propeller Fittings	89
24. Fairings	91
25. Fairings (Explorer)	97
26. Fairings (Quik and Explorer)	101
27. Instrument Panel Assembly	106
28. Engine Cover Assembly	110

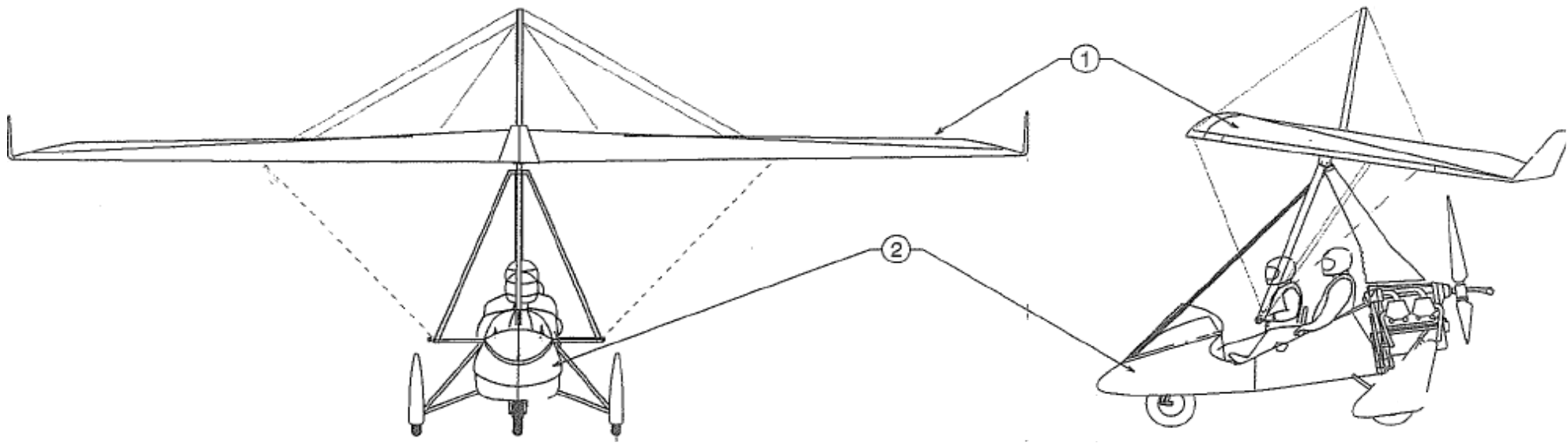


GENERAL ARRANGEMENT

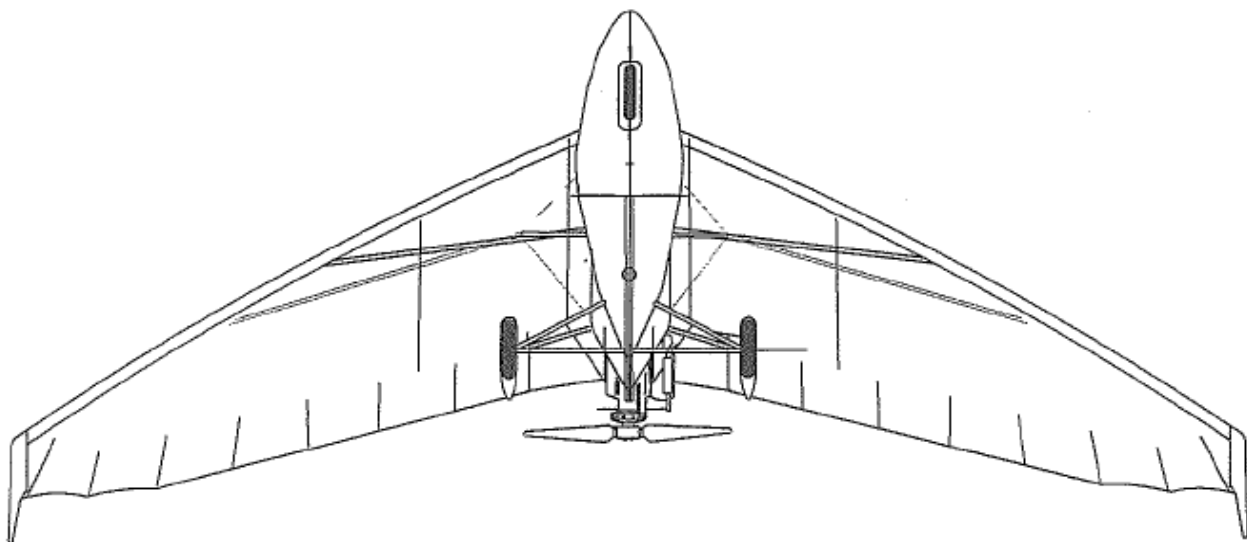


GENERAL ARRANGEMENT

ITEM NUMBER	DESCRIPTION	PART NUMBER
1	QUIK WING	YQC-001
2	BASE TUBE SUB ASSY	YQC-080
3	PYLON ASSY	YQC-090
4	MAIN SUBFRAME AND REAR U/C ASSEMBLY	SW-90250
5	FRONT U/C ASSEMBLY	SW-89250
6	FRONT STRUT ASSEMBLY	YQC-110
7	SEAT ASSY	SW-90253
8	HYDRAULIC/DISC BRAKE ASSY	YQC-130
9	FUEL SYSTEM ASSY	YQC-140
10	SEAT BELT ASSY	SW-90260
11	POWER PLANT ASSY	YQC-160
12	THROTTLE AND CHOKE ASSY	SW-90257
13	PROPELLER FITTING	YQC-180
14	FAIRINGS AND FRONT STRUT LOWER ASSEMBLY	YQC-200
15	PLACARDS	SW-90314
16	LYNX COMMS FIT	LYNX-DWG-QTM
17	REAR STEERING BAR ASSY	SW-90252



GENERAL ARRANGEMENT

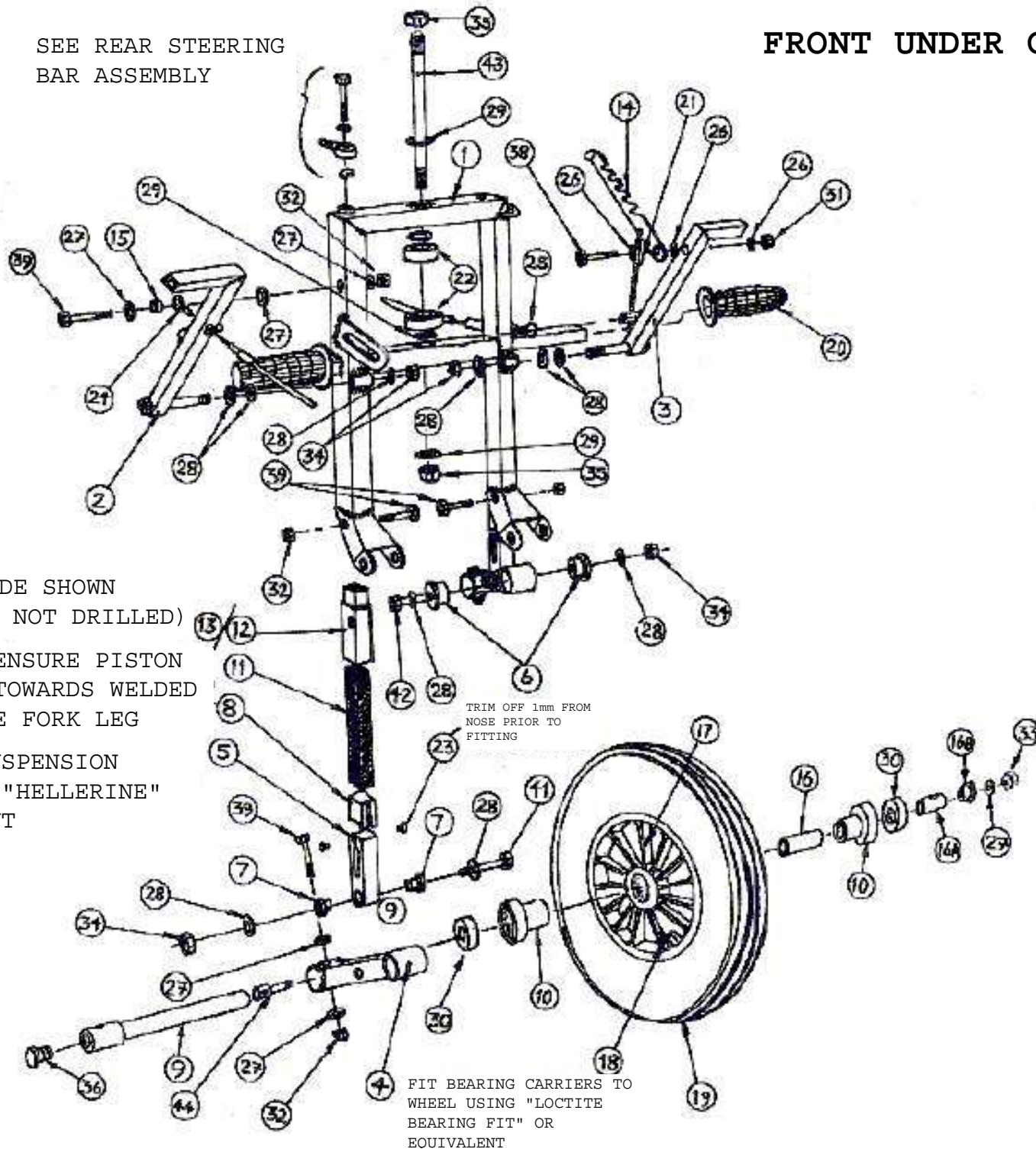


ITEM NUMBER	DESCRIPTION	PART NUMBER
1	GT450 (MULTI) WING COMPLETE	YQD-001
2	GT450 TRIKE COMPLETE	

INTENTIONALLY LEFT BLANK

SEE REAR STEERING
BAR ASSEMBLY

FRONT UNDER CARRIAGE



NO 12-RH SIDE SHOWN
(LH SIDE IS NOT DRILLED)

IMPORTANT-ENSURE PISTON
GROOVE IS TOWARDS WELDED
SEAM INSIDE FORK LEG

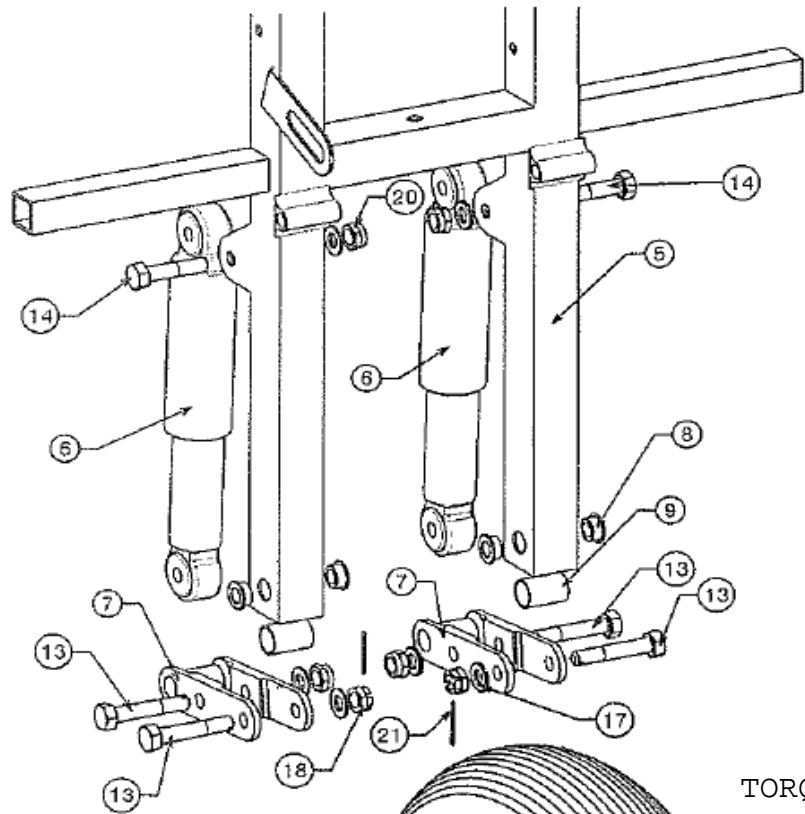
LUBRICATE SUSPENSION
RUBBER WITH "HELLERINE"
OR EQUIVALENT

TRIM OFF 1mm FROM
NOSE PRIOR TO
FITTING

FIT BEARING CARRIERS TO
WHEEL USING "LOCTITE
BEARING FIT" OR
EQUIVALENT

FRONT UNDERCARRIAGE

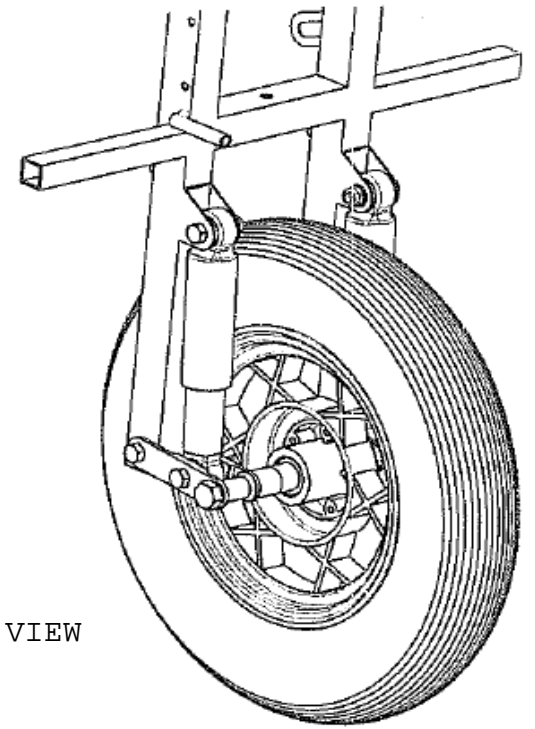
Item Number	Description	Units Per Assembly	Part number
1	FRONT FORK	1	TQU-19510
2	THROTTLE PEDAL	1	TQU-19590
3	BRAKE PEDAL (OPTIONAL)	1	TQU-19592
4	TRAILING LINK	2	TQU-19520
5	PUSH ROD	2	ZMA-024
6	TRAILING LINK BEARING	4	ZMP-030
7	PUSH ROD BEARING	4	ZMP-034
8	PISTON	2	ZMP-033
9	FRONT WHEEL AXLE	1	ZMS-161
10	BREARING CARRIER	2	ZMA-046
11	FRONT SUSPENSION RUBBER	2	ZMP-037
12	FRONT SUSPENSION PACKER (RH)	1	ZMP-027
13	FRONT SUSPENSION PACKER (LH)	1	ZMP-026
14	PARKING BRAKE LEVER (OPTIONAL)	1	ZMS-119
15	THROTTLE CABLE BUSH	1	ZSP-031
16	BEARING SPACER	1	ZMA-051
16A	BEARING ADJUSTMENT TUBE	1	ZMA-053
16B	BEARING ADJUSTMENT CAP	1	ZMA-052
17	HUFA WHEEL (PPO 400 35 BORE WHEEL)	1	WW-006
18	INNER TUBE 350x8 (S/VALVE)	1	WTU-003
19	TYRE 350x8 - 4 PLY	1	WTY-003
20	FOOTREST REST RUBBER	2	PMM-007
21	RETURN SPRING (OPTIONAL)	1	HS-004
22	6300-2RS BEARING	2	BEA-BB-6
23	PUSH CLIP (064 5709)	4	FMPC-001
24	THROTTLE CABLE	1	TQB-16215
25	BRAKE CABLE	1	YQC-134/135
26	5mm WASHER-FORM B (OPTIONAL)	3	FWM5-B
27	1/4" WASHER-T3LP	7	FW4-T3
28	8mm WASHER-FORM B (NO OFF 12 OPTIONAL)	15	FWM8-B
29	10mm WASHER-FORM B	4	FWM10-B
30	6400-2RS BEARING	2	BEA-BB-6
31	5mm 'T' TYPE NYLOCK NUT (OPTIONAL)	1	FNM5-NT
32	6mm 'T' TYPE NYLOCK NUT	5	FNM6-NT
33	8mm 'P' TYPE NYLOCK NUT	1	FNM8-NP
34	8mm 'T' TYPE NYLOCK NUT	6	FNM8-NT
35	10mm 'T' TYPE NYLOCK NUT	1	FNM10-NT
36	3/4" BLACK END PLUG GR5520	1	PEP6-001
38	M5x30mm HT HEX BOLT (OPTIONAL)	5	FBM5-30
39	M6x40mm HT HEX BOLT	1	FBM6-40
41	TRAILING LINK/PUSH ROD BOLT	2	ZMF-008
42	M8x55mm HT HEX BOLT	2	FBM8-55
43	M10x180mm HT HEX BOLT	1	FBM10-180
44	FRONT AXLE EYEBOLT	1	ZMS-070



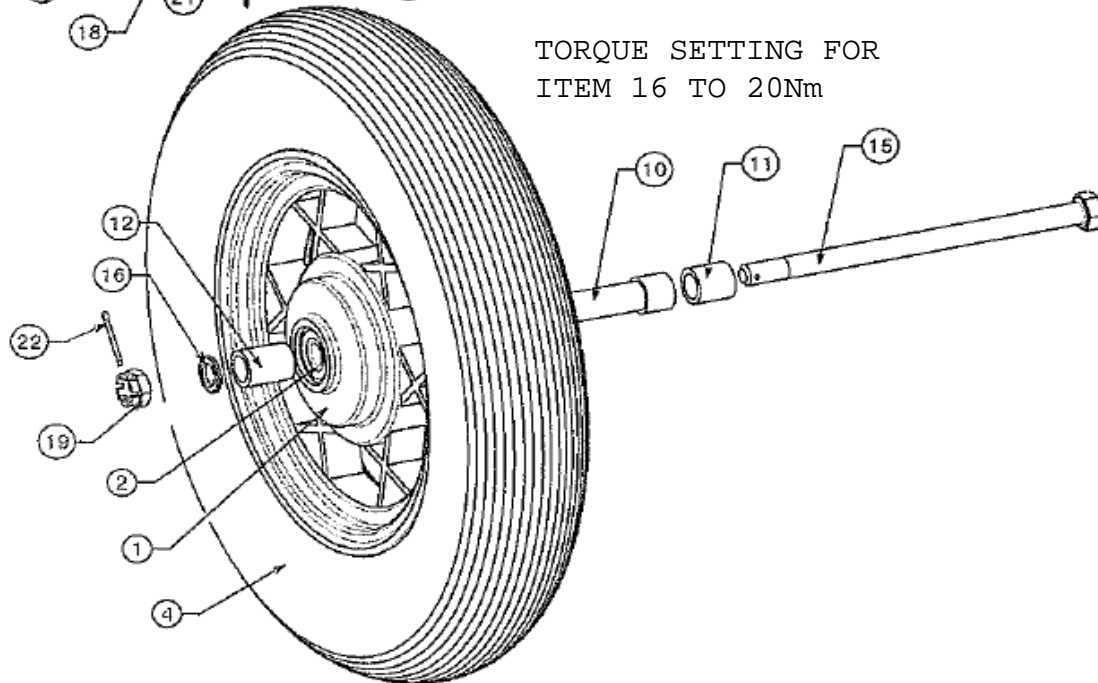
MAKE SURE BOTH STRUTS (ITEM 3) ARE SET TO IDENTICAL LENGTHS BEFORE ASSEMBLY (APPROX 200mm)

DO NOT OVERTIGHTEN ITEM 18

TORQUE SETTING FOR ITEM 16 TO 20Nm



ASSEMBLED VIEW

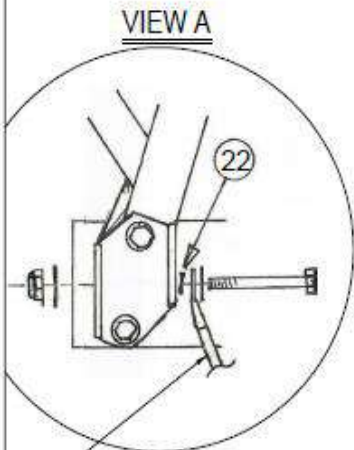
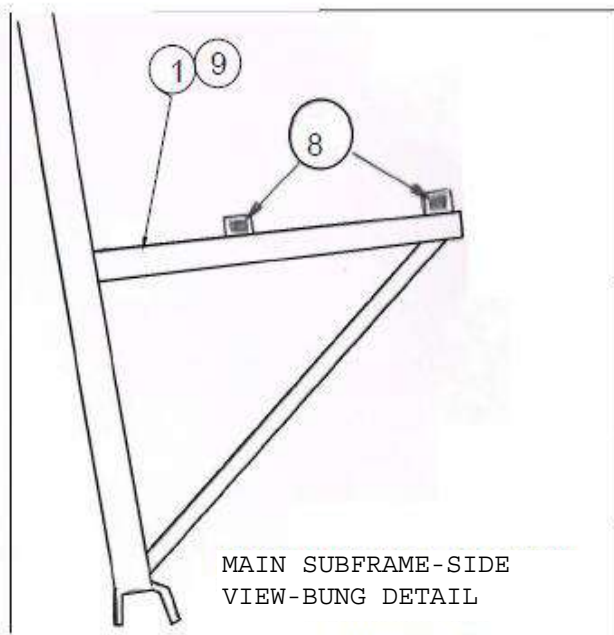


FRONT UNDERCARRIAGE

FRONT UNDERCARRIAGE

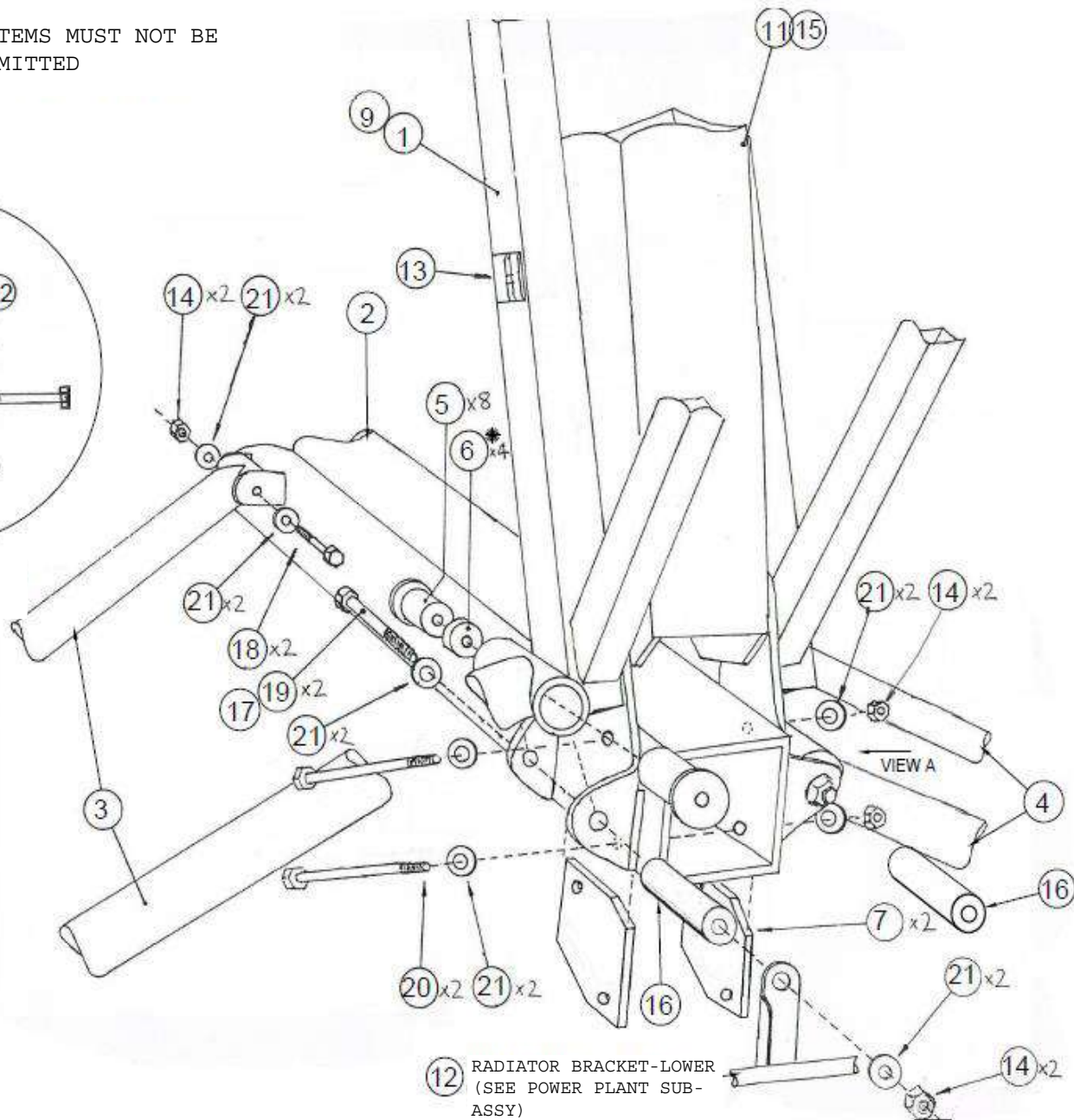
Item Number	Description	Units Per Assembly	Part number
1	GREMICA ALUM WHEEL CENTRE	1	026-220
2	SEALED WHEEL BEARING	2	026-240
3	16" INNER TUBE CRANKED VALVE	1	026-091
4	H/D PLY 3.5 x 8 TYRE	1	026-100
5	FRONT FORKS (STRUT TYPE)	1	ZMS-325
6	SPRING STRUT SHOCK ABSORBER	2	032-168
7	TRAILING LINKS (STRUT TYPE)	2	ZMS-324
8	OILITE BUSHES	4	032-185
9	SPACER TUBE (FRONT FORKS)	2	ZSP-303
10	AXLE CENTRE SPACER	1	032-227
11	WHEEL SPACER (PORT)	1	ZSP-301
12	WHEEL SPACER (STBD)	1	ZSP-302
13	5/16" AN5-16 BOLT	4	004-506
14	5/16" AN5-13A BOLT	2	004-436
15	M12x200 HEX HT BOLT	1	032-226
16	12mm MS WASHER FORM C	1	FWM12-C
17	5/16" WASHER AN-960-416	4	008-220
18	5/16" CASTLE NUT AN310-5	2	032-229
19	M12 CASTLE NUT	1	008-135
20	5/16" NYLOCK THIN TYPE	4	008-135
21	1/2" COTTER PIN	2	013-017
22	PLATED 1 1/2" COTTER PIN	1	013-016

ITEMS MUST NOT BE
OMITTED

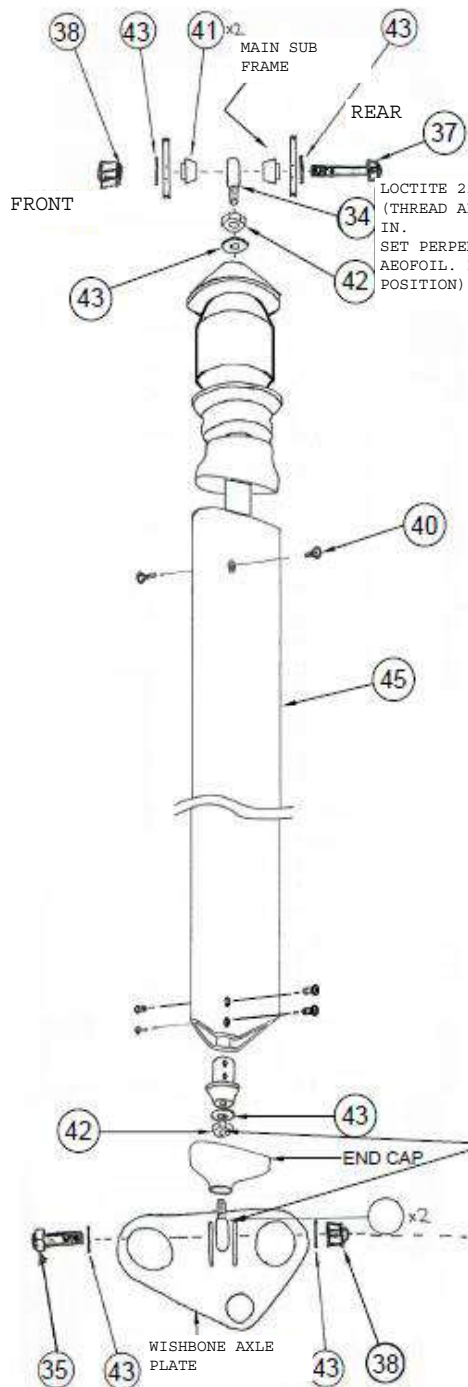


EARTH LEAD
(SEE SEAT BELT
SUB-ASSY)

MAIN SUBFRAME REAR UNDERCARRIAGE



INTENTIONALLY LEFT BLANK



SUSPENSION

EARTH WIRE SEE ELECTRICAL AND INSTRUMENT SUB-ASSEMBLY

LOCTITE 221 OR SIMILAR (THREAD ALL THE WAY IN. SET PERPENDICULAR TO AEROFOIL. FIX INTO POSITION)

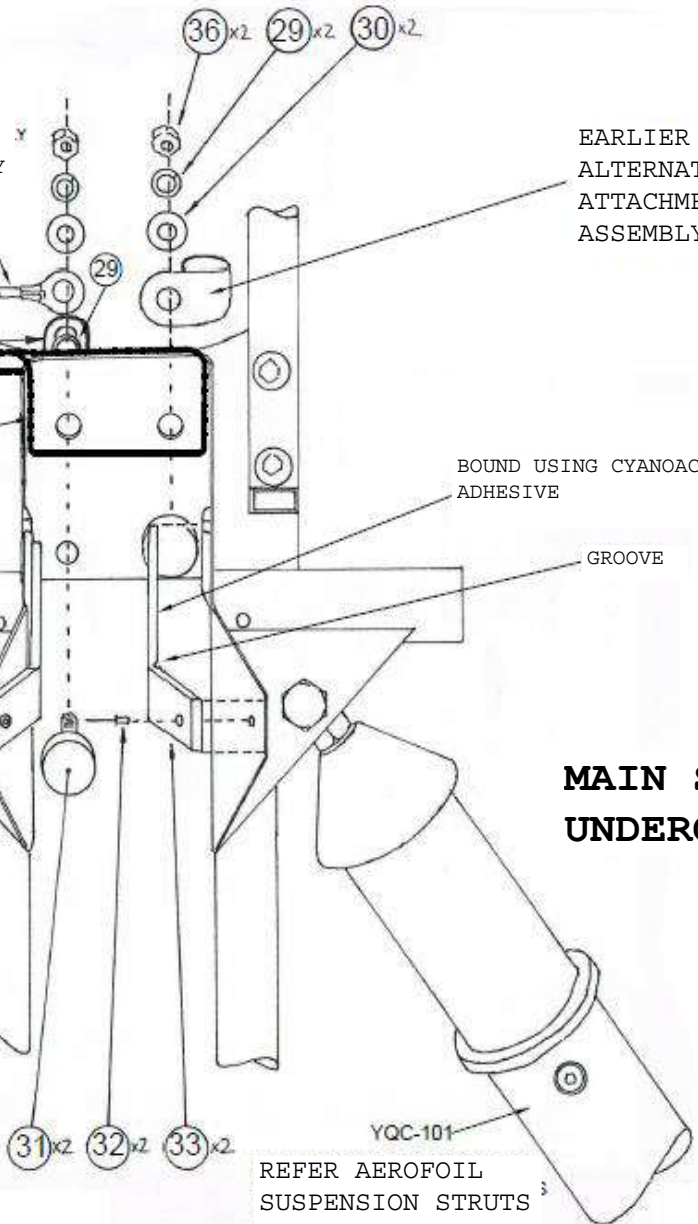
SEE POWERPLANT SUB ASSY

ROTAX 912 OPT, ONLY (REPLACE WITH ITEM 30 FOR ALL OTHER OPTIONS)

THREAD ALL THE WAY IN SET PARALLEL TOP TO BOTTOM LOCTITE INTO POSITION

WISHBONE AXLE PLATE

END CAP



EARLIER OPTION ALTERNATIVE THROTTLE SPLITTER BOX ATTACHMENT. SEE THROTTLE AND CHOKE SUB-ASSEMBLY

BOUND USING CYANOACRYLATE ADHESIVE

GROOVE

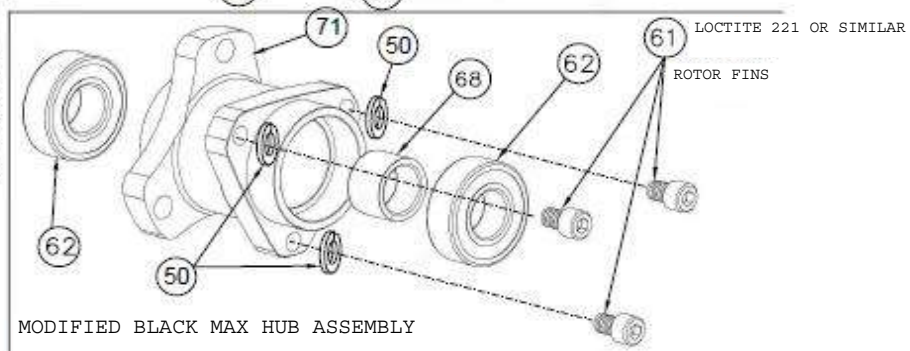
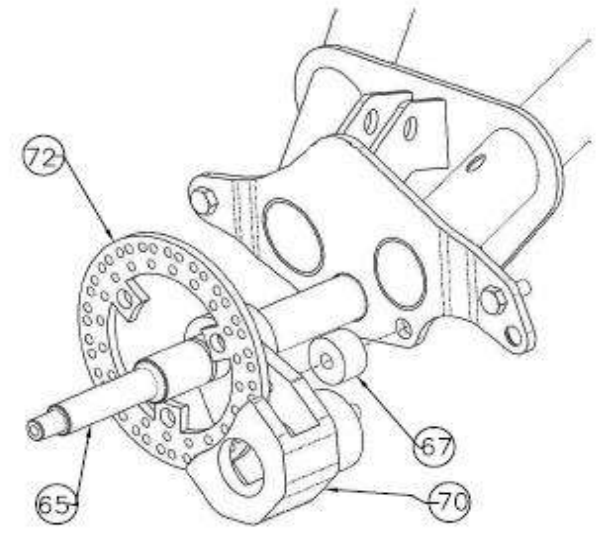
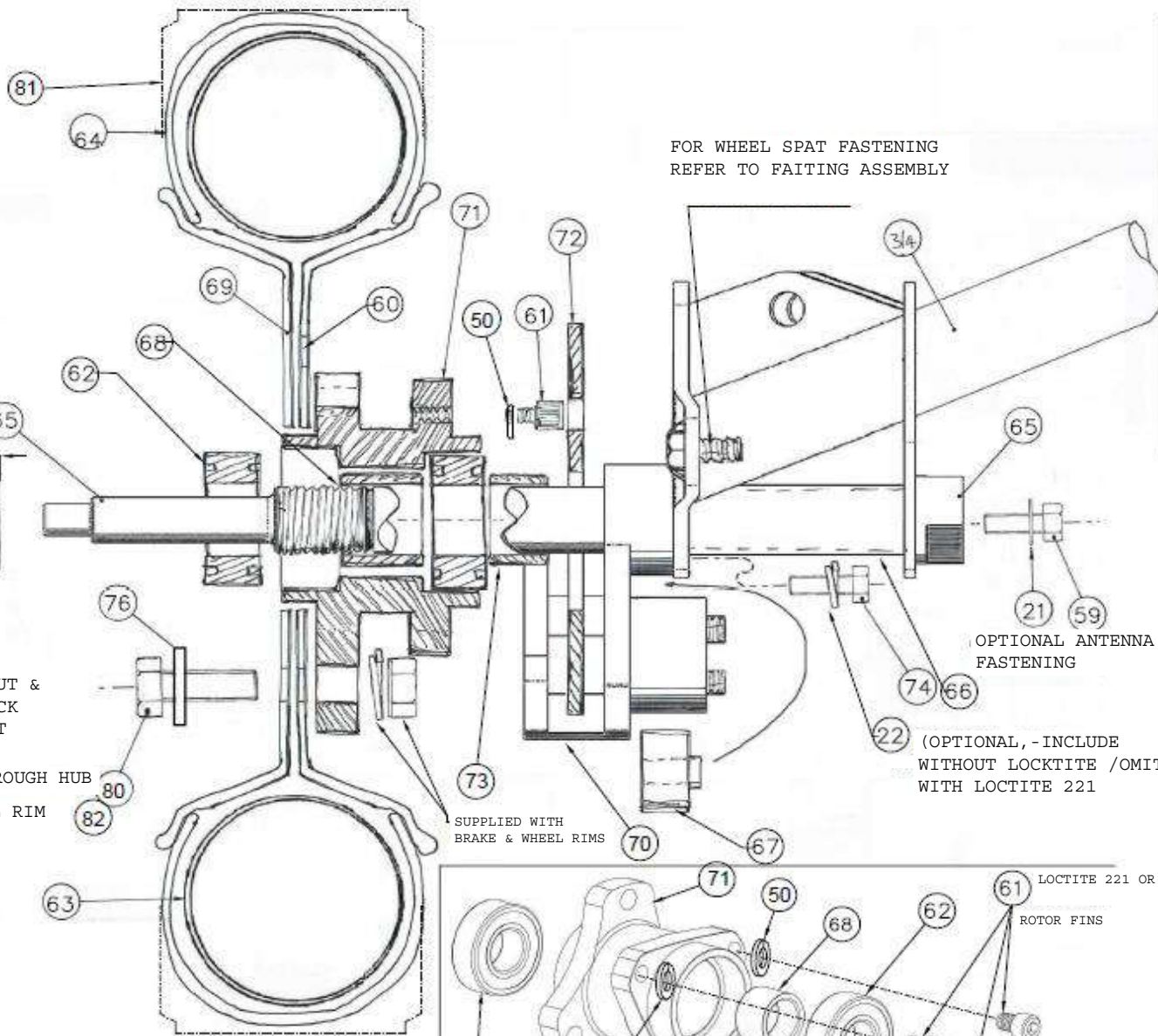
MAIN SUBFRAME REAR UNDERCARRIAGE

YQC-101

REFER AEROFOIL SUSPENSION STRUTS ASSEMBLY (MOD 103)

MAIN SUBFRAME REAR UNDERCARRIAGE

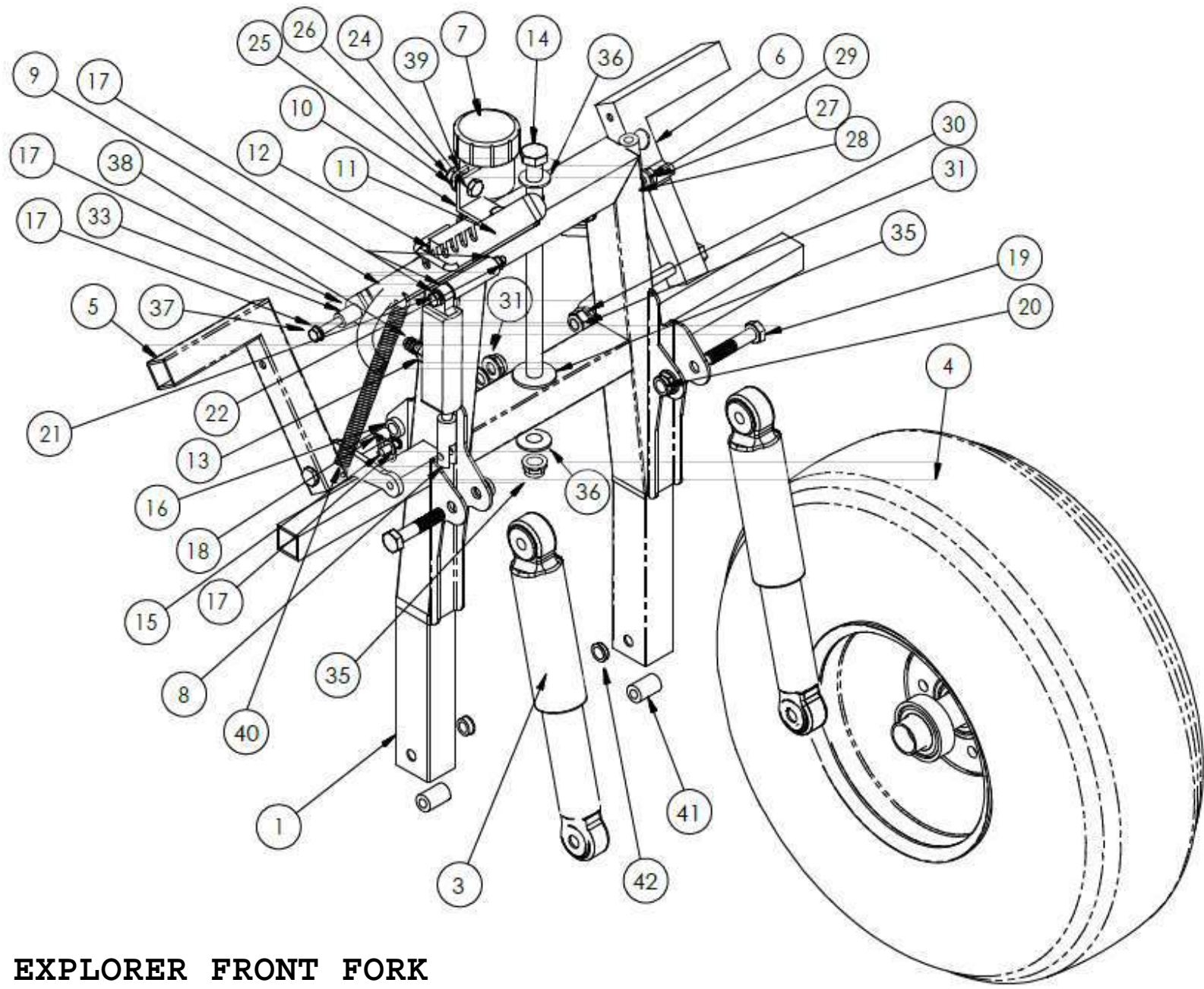
Item Number	Description	Units Per Assembly	Part number
1	MAIN SUB FRAME 4 STROKE , 912 OPT (COMMON)	1	ZMS-253
2	MAIN BASE BOX ALI TUBE	1	ZMA-065 TQB-11100
3	LEFT WISHBONE	1	ZMS-322
4	RIGHT WISHBONE	1	ZMS-320
5	TRAILING LINK BEARING	8	ZMP-030
6	5mm SPACER (05-10-22-05)	4	FWP-003
7	PACKER	2	ZMP-061
8	20 x 20mm END BUNG	4	PEP-005
9	MAIN SUB FRAME 2 STROKE (UNCOMMON) OPTIONAL	1	ZMS-167
11	MAIN PYLON BOX ALI TUBE - QUIK	1	YQC-090
12	RADIATOR LOWER MOUNT BRACKET	1	ZMS-185
13	TIE MOUNTS	3	HTM-001
14	8mm 'T' TYPE NYLOC NUT (1 OPTIONAL)	7	FNM8-NT
15	MAIN PYLON BOX ALI TUBE - QUANTUM ONLY	1	TQB-10100 ZMA-064
16	90mm SPACER (MOD 167 ONLY)	2	ZSP-312
17	M8 x 160mm HEX HT BOLT (MOD 167)	2	FBM8-160
18	M8 x 60mm HEX HT BOLT	2	FBM8-60
19	M8 x 65mm HEX HT BOLT (UNCOMMON, ORIGINAL)	2	FBM8-65
20	M8 x 90mm HEX HT BOLT	2	FBM8-90
21	8mm M/STEEL WASHER (1 OPTIONAL)	13	FWM8-B
22	M8 SPRING WASHER	1 (2)	FWM8-SW
28	SS PLATE	1	ZPL-149
29	M6 SPRING WASHER	1	FWM6-SW
30	1/4 T3LP WASHER M/STEEL	6	FW4-T3
31	BONDED FEET-M6 AUM 191/7 (WHITE SPOT)	2	EVI-003
32	3/16" DIA x 3/8" MONEL POP RIVET	8	FR6-12-001
33	PYLON GUIDE STRIP	2	ZMP-074
35	SIDE STRUT CONNECTING BOLT	2	ZMS-182
36	M6 PLAIN NUT	2	FNM6-G8
37	M10 x 50mm HEX HT BOLT	2	FBM10-50
38	10mm 'T' TYPE NYLOC NUT	4	FNM10-NT



MAIN SUBFRAME REAR UNDERCARRIAGE

MAIN SUBFRAME REAR UNDERCARRIAGE

Item Number	Description	Units Per Assembly	Part number
40	M6 x 10mm SOCKET CAP SCREW	4	FCM6-10
41	ROD END SPACER	4	ZMA-063
42	10mm M/STEEL FULL NUT	4	FNM10-G8
43	10mm M/STEEL WASHER	12	FWM10-B
45	YQC-101 AIRFOIL STRUT ASSY & PART	2	YQC-101
50	6mm S.COIL SPRING WASHER	3	BM-44989
59	HEX HT SET SCREW M8 x 25	1	FSM8-25
60	6" HALF RIM BACK (BM)	2	WW-020
61	1/4"-20x .375" SOCKET-HEAD CAP-SCREW (WITH BRAKE)	2	BM 44770
62	DOUBLE SEADED BEARING	2	BEA-BB-13
63	INNER TUBE 15 x 6.00-6 S/V	2	WTU-007
64	SAVA 14"OD x 4"Trd 6" ID TYRE (OPTIONAL)	2	WTY-010
65	EXPLORER STUB AXLE	2	ZMS-342
66	AXLE SPACER	2	ZMA-061
67	CALIPER SPACER	2	ZSP-317
68	INTERBEARING SPACER	2	ZSP-333
69	6" HALF RIM VALVED FRONT (BM)	2	WW-021
70	CALIPER BODY AND BRAKE PAD ASSEMBLY	2	WW-024
71	3/4" HUB ASSEMBLY C/W BEARINGS & ROTOR PINS	2	WW-022
72	BLACK MAX BRAKE ROTOR/DISC	2	WW-023
73	BLACK MAX BRASS SPACER, 3/4"IDx5/8", 1"OD	2	WW-025
74	HEX BOLT AN4-7A	2	004-247
75	3/4"UNF x 18mm NYLOC NUT	2	FNU12-NT
76	5/16 X 1/16 X 5/8" ZINC PLATED FLAT WASHER	12	FWU5C-06
77	8mm S.COIL SQ.SEC SPRING WASHER	12	FWM8-SW
78	5/6" UNC PLAIN NUT(BLACKMAX HUB)	12	FNU5C-FULL
79	M5 - SPAT FASTENER & PENNY WASHER		YQC-221
80	1.1/4*5/16 UNC HEX SCREW	6	FBU5C-12
81	6" EXPLORER TYRE (UNCOMMON OPTION)	2	WTY-009
82	5/16-18UNC x 1" HT Gr8.8 HEX SCREWS BZP	6	FBU5C-10




QUIK EXPLORER FRONT FORK

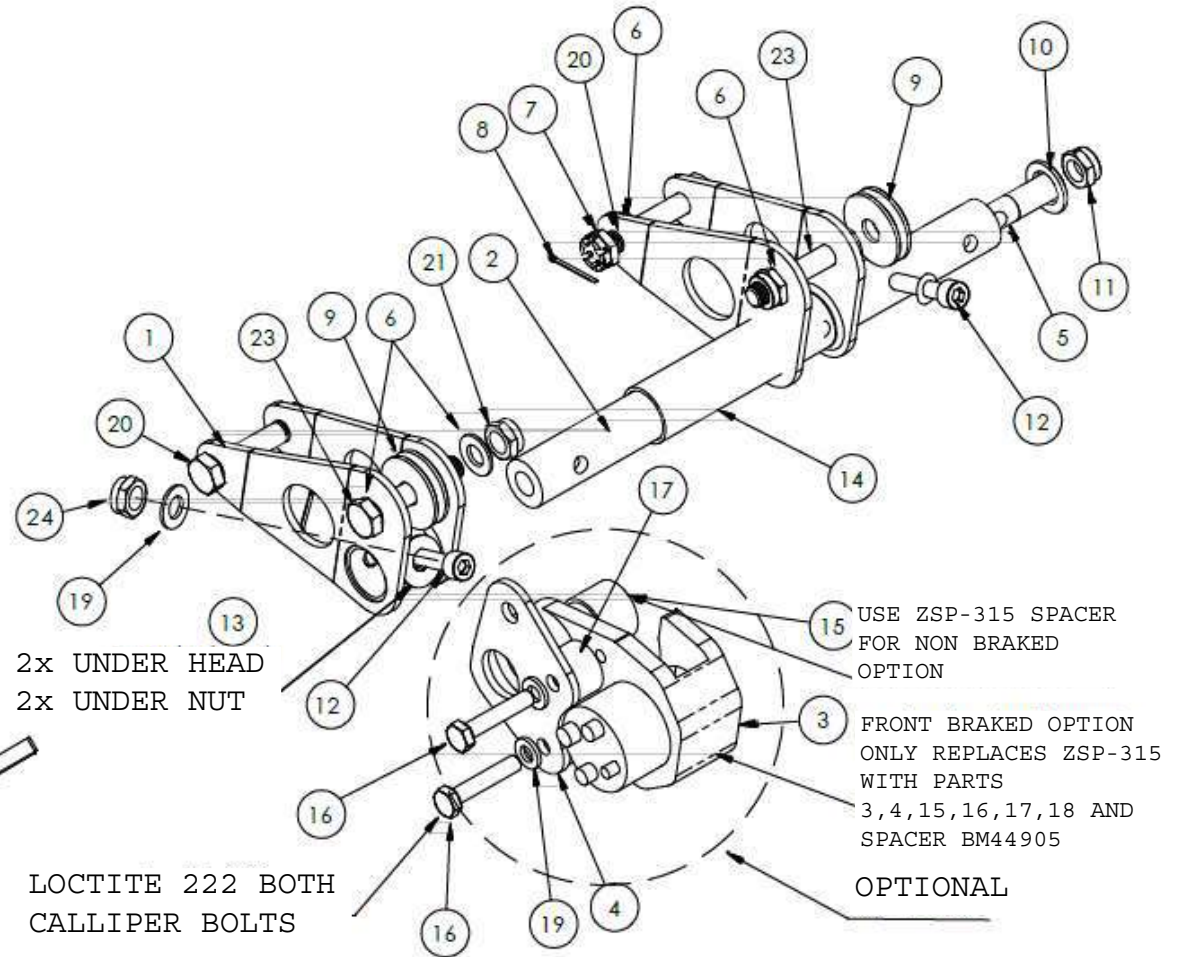
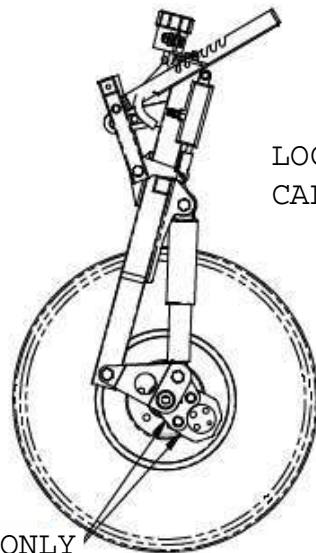
QUIK EXPLORER FRONT FORK

Item Number	Description	Units Per Assembly	Part number
1	WIDE FRONT FORK WELDED ASSEMBLY	1	ZMS-338
2	TRAILING LINK AND AXLE SUB-ASSY	1	YQC-250
3	SPRING STRUT SHOCK ABSORBER	2	032-168
4	MODIFIED BLACK MAX WHEEL ASSY	1	YQC-300
5	QUIK BLACKMAX BRAKE PEDAL	1	ZMS-356
6	QUANTUM/QUIK THROTTLE PEDAL	1	TQU-19590
7	BRAKE FLUID RESERVOIR	1	WW-016
8	MASTER CYLINDER/MULTI FUNCTION	1	BM-44962
9	BRAKE LOCK RATCHET	1	ZMS-119
10	ANGLE BRACKET 38x25x20	1	ZAN-0012
11	M6x16mm HEX HT BOLT	1	FBM6-16
12	BRAKE HOSE DIA 10mmx140mm	1	EFLH-007/001
13	1/8" BSP HOSE TAIL x 8mm	1	024-071
14	BOLT HEX HEAD M10x180	1	FBM10-180
15	CLEVIS PIN DIA 4.75x16mm	1	FPCP-004
16	WASHER M8x16x1.6	1	FWM8-B
17	5mm M/S FORM B WASHER	6	FWM5-B
18	SAFETY RING	1	FPSR-002
19	BOLT HEX HEAD AN5-13A	2	004-486
20	NUT NYLOC AN-5	2	an-5 NYLOC
21	M5x60 HEX BOLT	1	FBM5-60
22	M5 NYLOC NUT	2	FNM5-NT
23	M6 NUTSERT 9698-0620	1	FNS-2
24	M6 x 20 8.8 HEX BOLT	1	FBM6-20
25	WASHER	9	FW4-T3
26	M6 NYLOC NUT	2	M6 NYLOC NUT
27	HEX BOLT HB-AB-M06	1	FBM6-060
28	SPACER 18mm xID6 OD10	1	ZSP-306
29	SPACER ID6 x OD10 x 4	1	ZSP-031
30	M8 WASHER	3	FWM8-B
31	M8 NYLOC NUT 'P' TYPE	2	FNM8-NP
32	BOLT HB-AB M5 x45 x16	1	FBM5-45
33	7mm BUSH 12mm DIA 5.1mm I/D	1	ZSP-311
34	10mm M/S FORM B WASHER	1	FWM10-C
35	10mm 'T' TYPE NYLOC NUT	1	FNM10-NT
36	10mm M/S FORM B WASHER	2	FWM10-B
37	M5x45mm HEX HT BOLT	1	FBM5-45
38	M5 NYLOC NUT 'T' TYPE	1	FNM5-NT
39	THROTTLE CABLE BUSH	1	ZSP-031

QUIK EXPLORER FRONT FORK



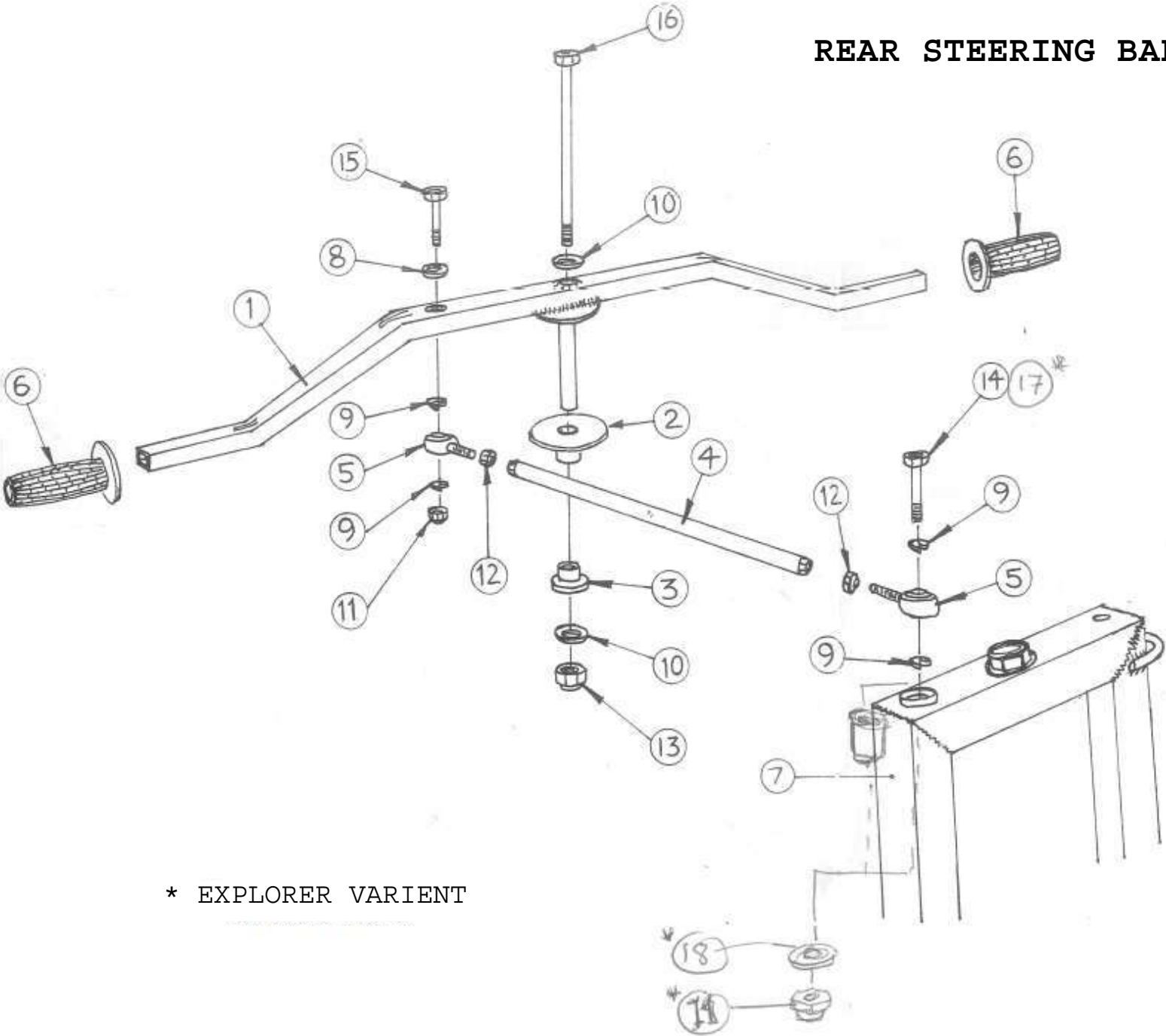
FRONT BRAKED OPTION ONLY



QUIK EXPLORER FRONT FORK

Item Number	Description	Units Per Assembly	Part number
1	472Kg COMMON TRAILING LINK	2	YCT-462 MV
2	472Kg COMMON FRONT AXLE, PIPE	1	ZMS-357
3	CALIPER BODY & BRAKE PAD ASSY	1	BM-44904
4	BLACK MAX FRONT BRAKE CALIPER PLATE	1	ZPL-040
5	FRONT AXLE EYE BOLT	1	ZMS-363
6	WASHER M8 x16 x 1.6	4	FWM8-B
7	CASTLE NUT 5/16	2	AN310-5
8	1/16x3/4" SPLIT PIN STAINLESS	2	FPSP-002
9	1" STEEL PENNY WASHER	4	008-070
10	10mm M/S FORM B WASHER	1	FWM10-C
11	M10 NYLOC NUT	1	FNM10-NT
12	CAP SCREW HEX SOCKET M6 x 35	2	FBM6-35
13	WASHER FW4-12	4	FW4-12
14	LONG BLACKMAX NOSEWHEEL CENTRING SPACER	1	ZSP-316
15	BLACKMAX 3/4" BRASS AXLE SPACER	1	BM 44905
16	HEX BOLT FBA4-7A	2	AN4-7A
17	BLACKMAX BRAKE CALIPER SPACER	2	ZSP-337
18	SHORT BLACKMAX NOSEWHEEL CENTRING SPACER	1	ZSP-315
19	WASHER	2	FW4-T3
20	AN5-16 BOLT	2	AN5-16
21	NUT 5/16 NYLOC	2	008-135
22	M6 NYLOC NUT	2	FNM6-NT
23	AN5-15A A/C HEX BOLT	2	AN5-15A

REAR STEERING BAR

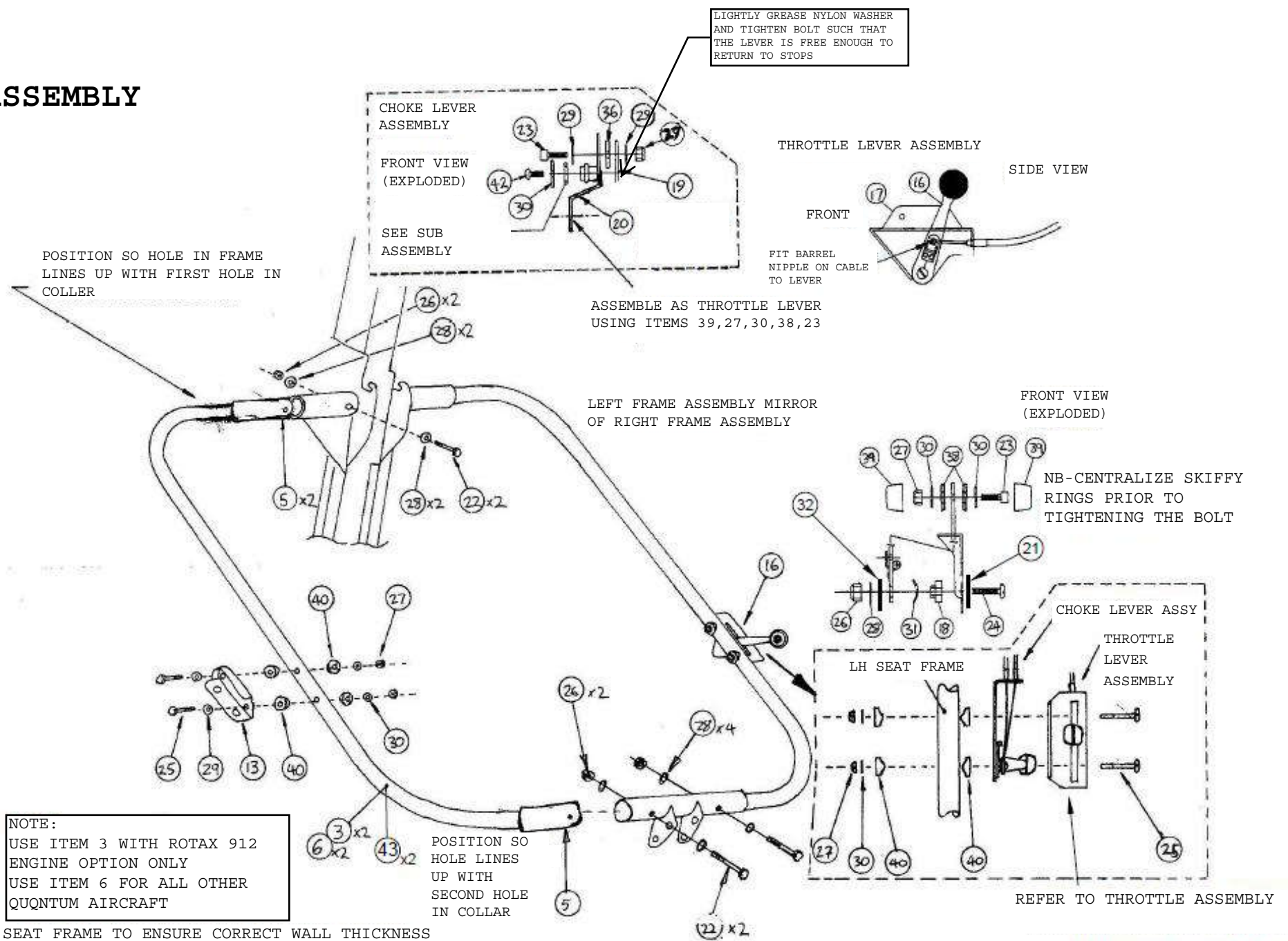


* EXPLORER VARIENT

REAR STEERING BAR

Item Number	Description	Units Per Assembly	Part number
1	REAR STEERING (OPTIONAL)	1	TQU-19810
2	UPPER BEARING PAD (OPTIONAL)	1	ZMP-020
3	LOWER BEARING (OPTIONAL)	1	ZMP-021
4	STEERING LINK SHORT (OPTIONAL)	1	ZMS-180
4	STEERING LINK LONG (OPTIONAL)	1	ZMS-179
5	M6 ROD END BEARING (OPTIONAL)	2	BEA-RE-1
6	FOOTREST RUBBER (OPTIONAL)	2	PMM-007
7	FRONT FORKS	1	TQU-19510
8	1/4" WASHER T3LP (OPTIONAL)	1	FW4-T3
9	M8 SQ SEC SPRING WASHER (OPTIONAL)	4	FWM6-SW
10	8mm WASHER FORM B (OPTIONAL)	4	FWM8-B
11	6mm 'T' TYPE NYLOC NUT (OPTIONAL)	1/2	FNM6-NT
12	6mm PLAIN FULL NUT (OPTIONAL)	2	FNM6-GB
13	8mm 'T' TYPE NYLOC NUT (OPTIONAL)	1	FNM8-NT
14	M6x25mm HEX HT BOLT	1	FBM6-25
15	M6x40mm HEX HT BOLT	1	FBM6-40
16	M6x110mm HEX HT BOLT	1	FBM8-110
17	M6x55mm HEX HT BOLT	1	FBM6-55
18	1/4 x 7/16 x 21swg MS WASHER	1	FW4-07
19	M6 'T' TYPE NYLOC NUT	1	FNM6-NT

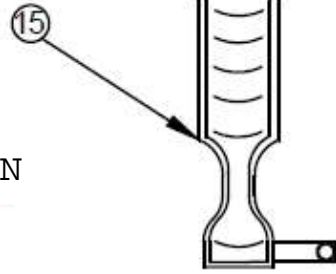
SEAT ASSEMBLY



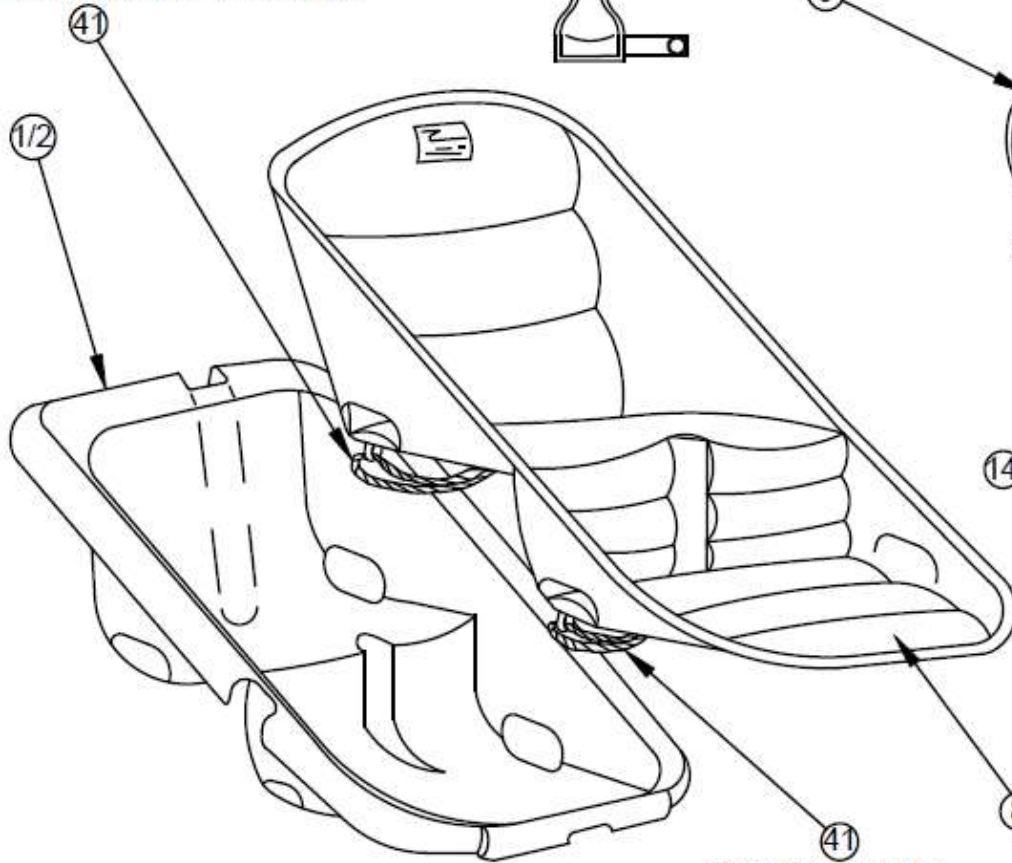
SEAT ASSEMBLY

Item Number	Description	Units Per Assembly	Part number
1	QUIK SEAT MOULDING	1	YQC-122
2	SEAT MOULDING NARROW	1	TQB-13214
3	SEAT FRAME 13 SWG (QUANTUM ONLY)	2	TQU-20500
4	COLLER (OUTER)	2	ZMP-059
5	COLLAR (INNER)	2	ZMP-060
6	SEAT FRAME (OPTIONAL) 16 SWG (QUANTUM ONLY)	2	TQB-13315
8	SEAT CUSHION (OPTIONAL)	1	YQC-123
9	BACKREST	1	TQU-13220
10	BACKREST TUBE	1	TQU-13225
11	BACKREST PIVOT BUSH SPACER	2	ZMP-035
12	BACKREST CUSHION COVER	1	TQU-13120
13	DUAL IGNITION SWITCH BRACKET	1	ZMS-150
14	BACKREST PIVOT BUSH	1	ZSP-033
15	PASSENGER HEAD CUSHION (OPTIONAL)	1	YQC-124
16	HAND THROTTLE LEVER (OPTIONAL)	1	ZMS-013
17	HAND THROTTLE CASE (OPTIONAL)	1	ZMS-008
18	HAND THROTTLE LEVER PIVOT	1	ZMS-014
19	CHOKE LEVER PLATE	1	ZMS-251
20	CHOKE LEVER ARM	1	ZMS-250
21	1/4x7/16x21SWG M/S WASHER	1	FW4-07
22	M6x50MM HEX HT BOLT	5	FBM6-50
23	M5 SOCKET CAP SCREW (NO. OFF 2 OPTIONAL)	3	FCM5-16
24	M6x25MM HEX BOLT HT	1	FBM6-25
25	M5*45mm HEX HT BOLT	4	FBM5-45
26	6MM 'T' TYPE NYLOC NUT	4	FNM6-NT
27	5MM 'T' TYPE NYLOC NUT (NO. OFF 4 OPTIONAL)	6	FNM5-NT

VELCRO REAR TO
PYLON FAIRING



OMIT THIS CORD FOR
SLOTTED SEAT VERSION



SEAT ASSEMBLY

SHOCK CORD PASS THROUGH
SEAT LOOPS AND KNOT TO
RETAIN CUSHION ON SEAT

EPOXY GLUE INTO
SEAT

FIT CABLE TIE
AFTER ASSEMBLY
TO SEAT

SEAT ASSEMBLY

Item Number	Description	Units Per Assembly	Part number
28	1/4 T.3L.P M/S WASHER	8	FW4-T3
29	5MM MILD STEEL WASHER FORM B	4	FWM5-B
30	3/16x3/4x1/16 MILD STEEL WASHER	3	FW3-12
31	SKIFFY WASHER	1	PMC-SB10
32	NYLON WASHER 6.5x22	1	FWP-001
33	1/4"x1/2" CARBON STEEL ROLL PIN	2	FPRP-002
34	3/16" DIA x 3/8" MONEL	8	FR6-12-001
35	5MM 'P' TYPE NYLOC NUT	1	FNM5-NP
36	6.5IDx22.25OD NYLON WASHER	1	FWP-001
37	LONG BLACK CABLE TIE 4.6x280MM	1	HTW-001
38	10MM SKIFFY RING	4	PMC-SB10
39	10MM RAISED SKIFFY CAP	4	PMC-RSC10
40	M6x1 1/8 PLASTIC SADDLE	2	PMS-M6-11
41	3MM SHOCK CORD 400MM LENGTH		VSC3-001
42	10NF x 3/8" (PULL PATCH)	1	FMSU-001
43	QUIK SEAT FRAME WIDE 13 SWG (QUIKTRIKE ONLY)	2	YQC-121

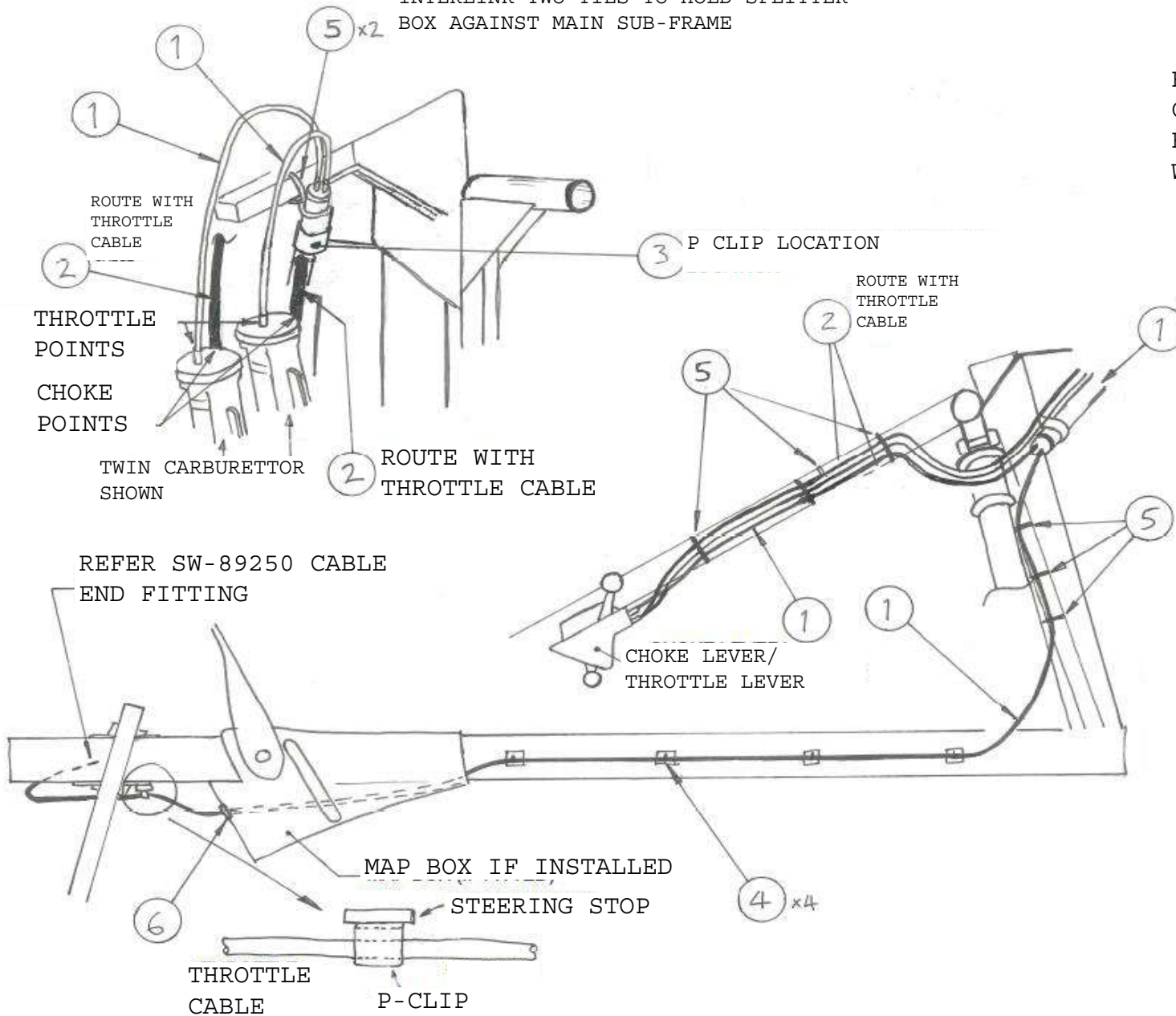
INTERLINK TWO TIES TO HOLD SPLITTER
BOX AGAINST MAIN SUB-FRAME

QUANTUM

EXAMPLE SHOWN IN TWIN
CARBURETTOR FOER SINGLE CARB.
ENGINE, REPLACE ITEMS 1 AND 2
WITH 7 AND 8 RESPECTIVELY

QUANTUM 15-912 SEE SHEET TWO
FOR ALTERNATIVE ARRANGENENT

QUANTUM 15-HKS SEE SHEET THREE
FOR ALTERNATIVE ARRANGENENT



THROTTLE AND CHOKE

THROTTLE AND CHOKE

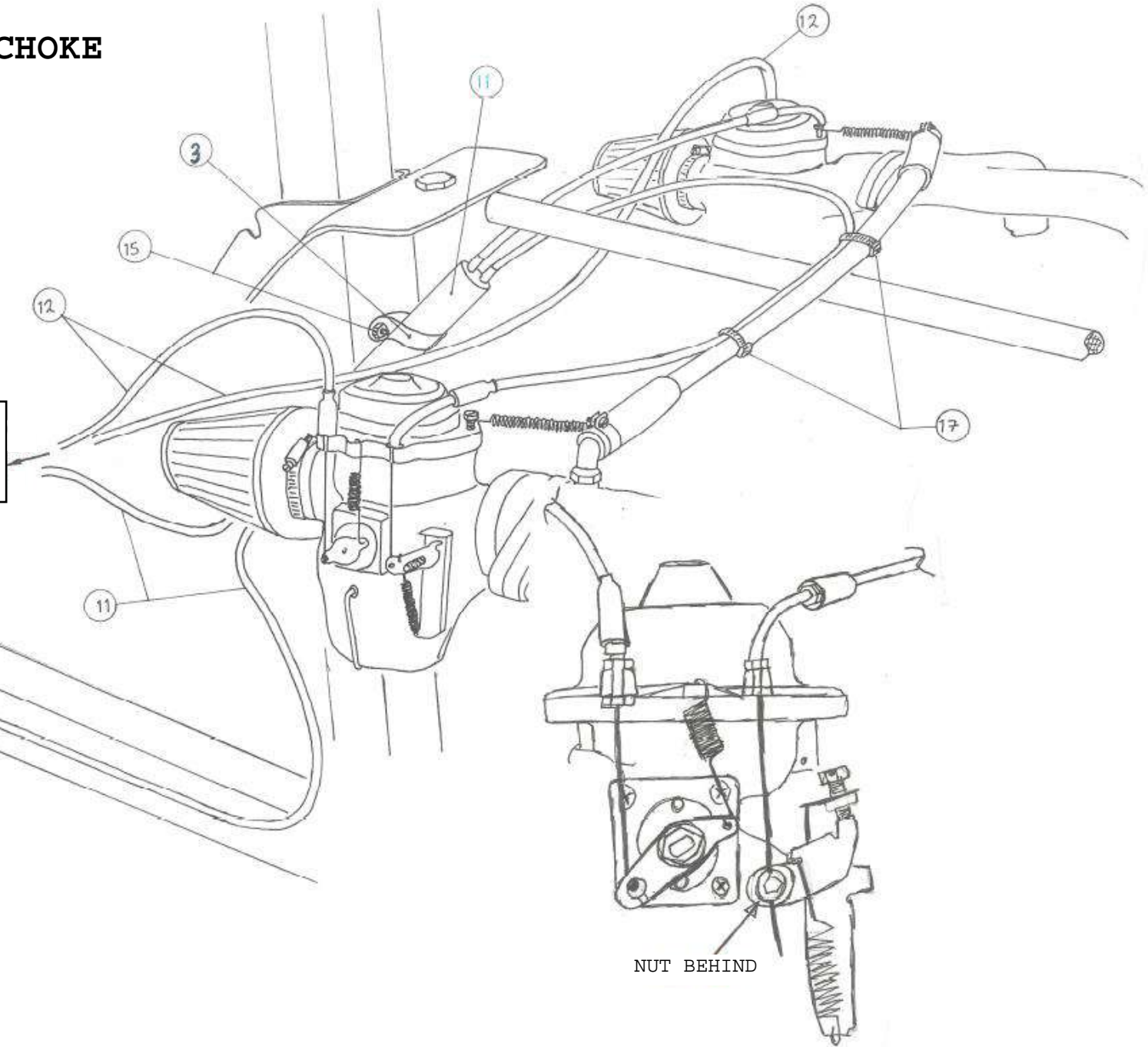
Item Number	Description	Units Per Assembly	Part number
	(TWIN CARBURETTOR)		
1	THROTTLE CABLE	1	TQB-16215
2	CHOKE CABLE (OPTIONAL)	1	TQB-16205
3	1" WHITE 'P' CLIP	1	HCC-005
4	3.5x180mm CABLE TIE	4	HTW-002
5	4.6x280mm WHITE CABLE TIE	9	HTW-001
6	STANDARD GROMMET TPR	1	HTW-001
	(SINGLE CARBURETTOR)		
7	THROTTLE CABLE	1	TQB-16220
8	CHOKE CABLE (OPTIONAL)	1	TQB-16210
	(ROTAX 912 FOUR STROKE)		
9	THROTTLE CABLE	1	TQB-16216
10	CHOKE CABLE	1	TQB-16206

THROTTLE AND CHOKE

TO HAND
THROTTLE AND
CHOKE
SEE SHEET 1

TO FOOT THROTTLE
SEE SHT 1

NUT BEHIND



ROTAX 912

THROTTLE AND CHOKE

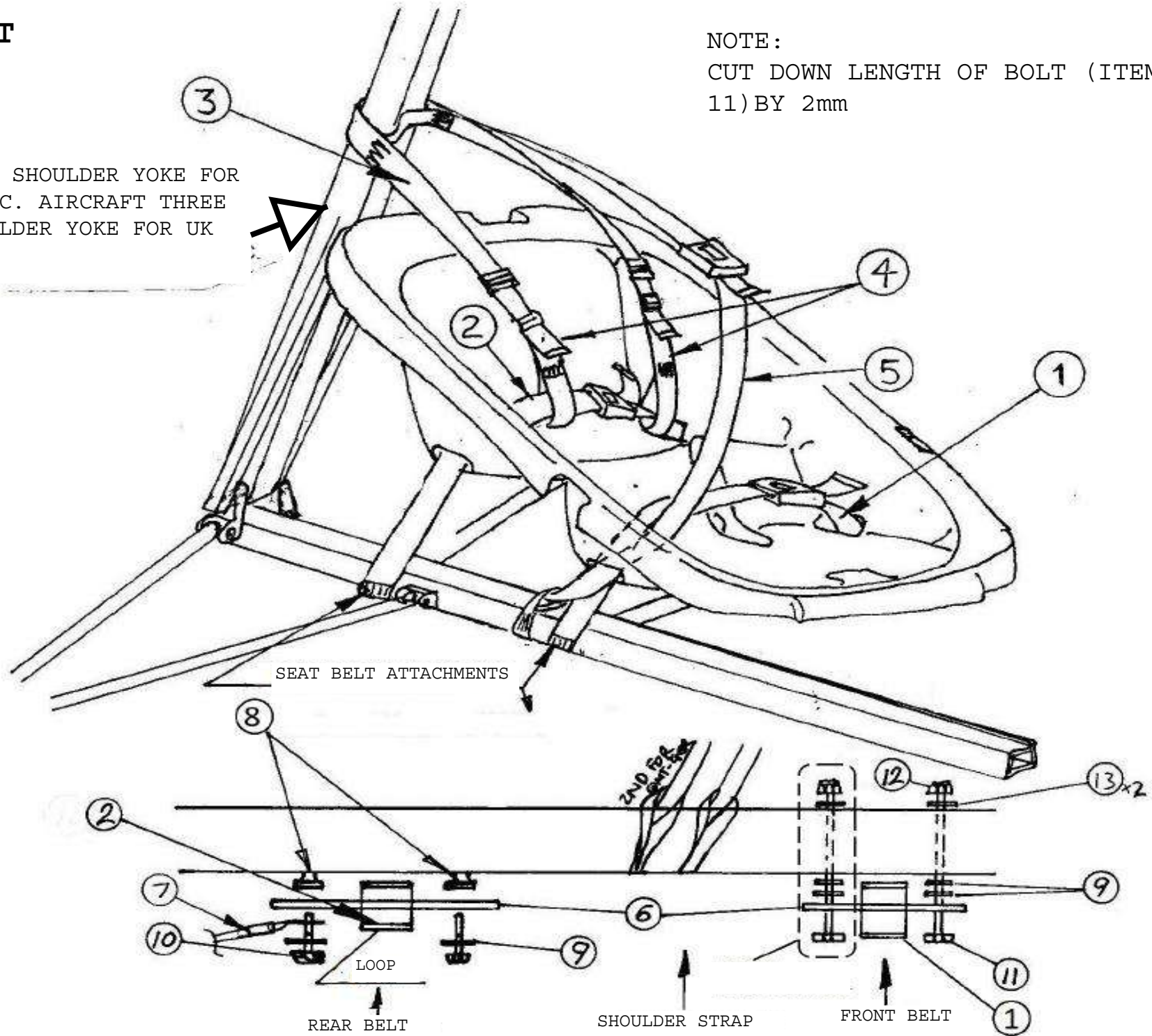
Item Number	Description	Units Per Assembly	Part number
11	THROTTLE CABLE	1	TQB-16216
12	CHOKE CABLE	1	TQB-16206
13	TYRAP	5	HTW-003
14	HOSE CLAMP	3	HCI9-001
15	M6 NYLOCK NUT	1	FNM6-NT
16	THROTTLE/CHOKE BRACKET	1	ZMS-018
17	TIE WRAP	2	HTW-001
18	1/2" PLASTIC HOSE	1.27	EFLH-8
19	PLASTIC 'Y' PIECE	1	EFLC-11
20	THROTTLE CABLE	1	TQC-16205
21	CHOKE CABLE	1	TQC-16215

INTENTIONALLY LEFT AS BLANK

SEAT BELT ASSEMBLY

NOTE:
CUT DOWN LENGTH OF BOLT (ITEM 11) BY 2mm

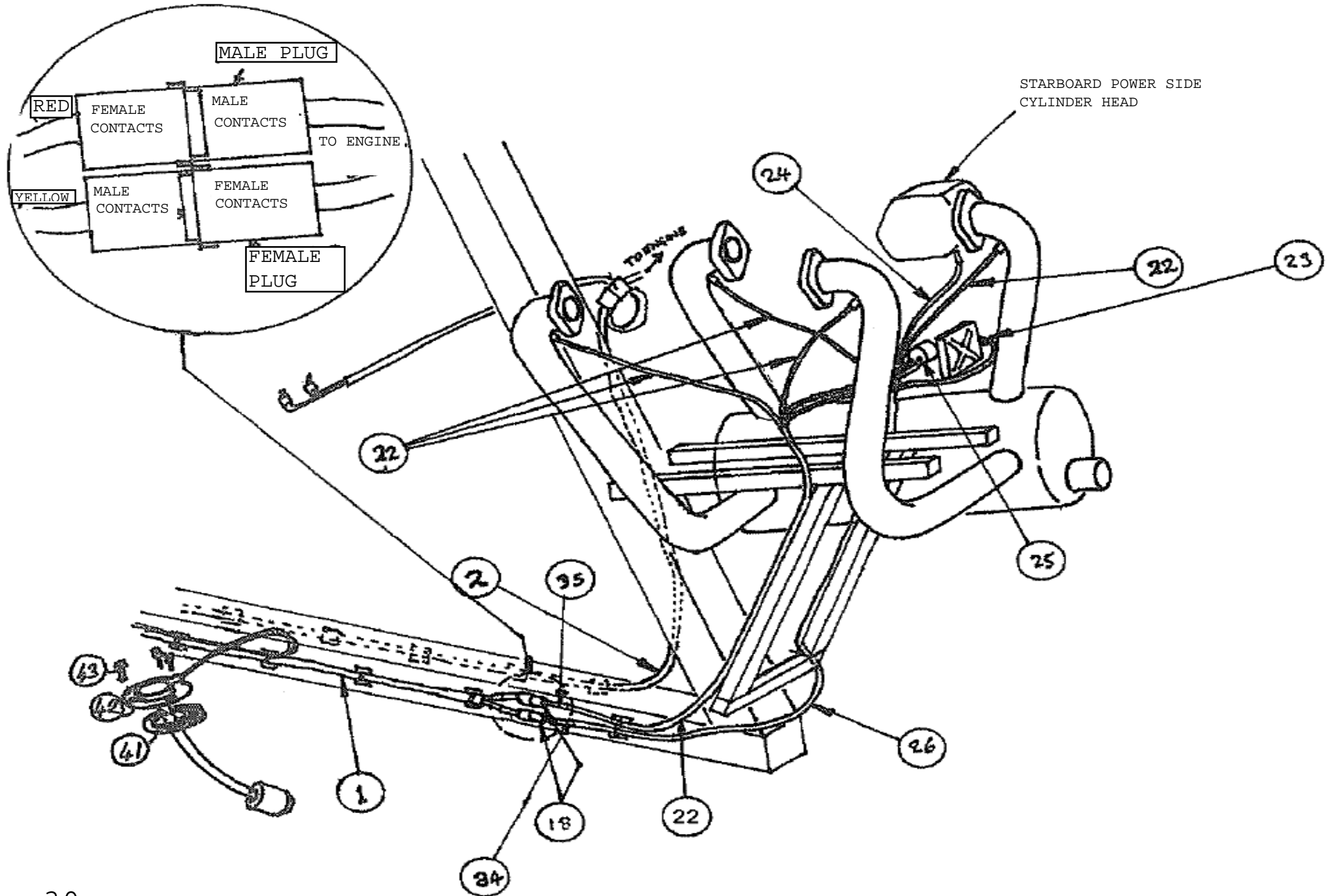
FOUR POINT SHOULDER YOKE FOR
GERMAN SPEC. AIRCRAFT
THREE POINT SHOULDER YOKE FOR UK
AIRCRAFT



SEAT BELT ASSEMBLY

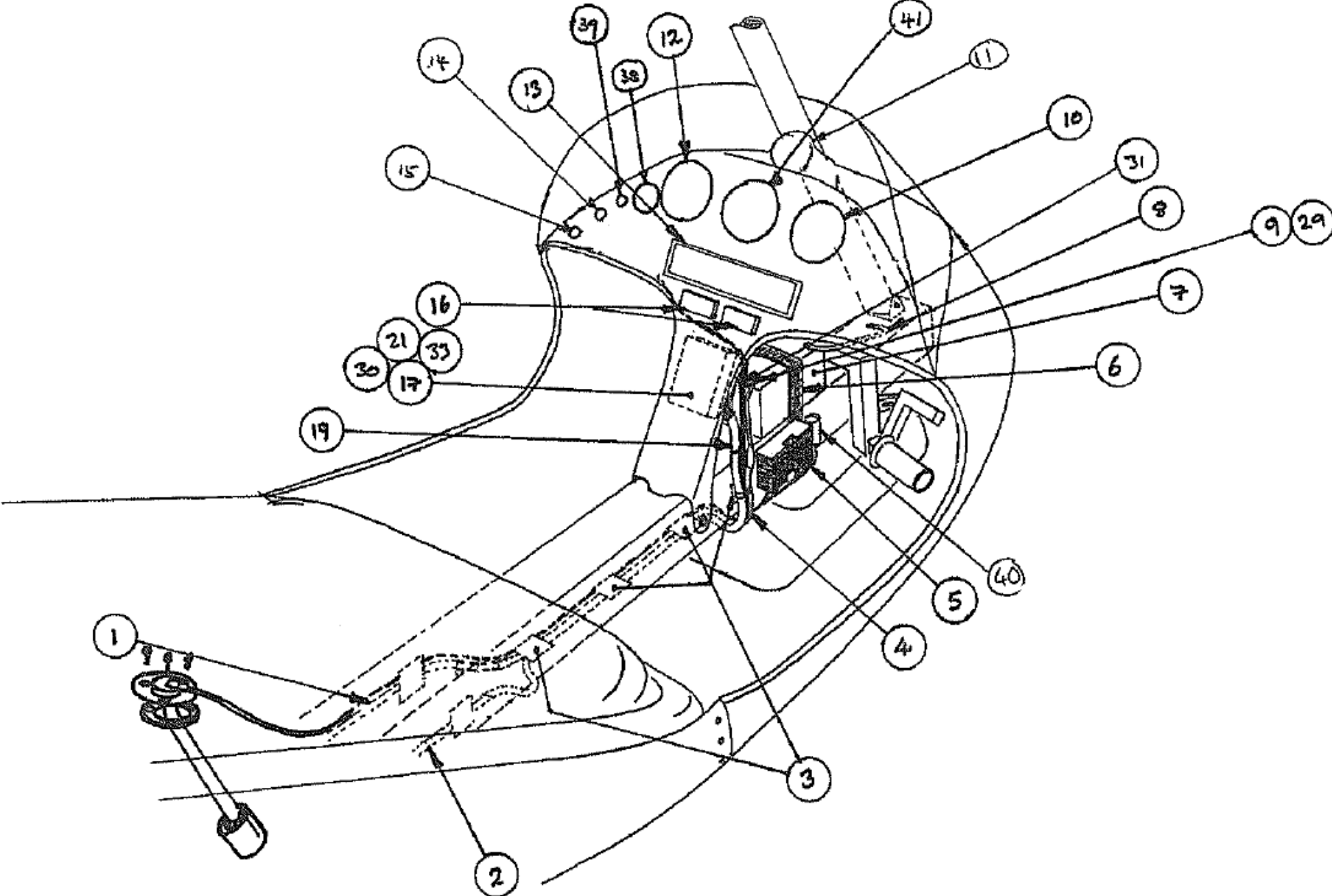
Item Number	Description	Units Per Assembly	Part number
1	FRONT LAP BELT	1	TQU-13410
2	REAR LAP BELT	1	TQU-13420
3	SHOULDER YOKE GER. SPEC. SHOULDER YOKE	1	TQU-13442 TQU-13443
4	ADJUSTMENT BELT	2	TQU-13430
5	FRONT SHOULDER BELT	2	TQU-13441
6	SEATBELT CLAMPING STRIP	2	ZMA-026
7	EARTH CABLE	1	LC-030
8	M6 AVDEL NUTSERTS	2	FNS-2
9	1/4" T3LP WASHER	6	FW4-T3
10	M6x20mm HEX BOLT	2	FBM6-20
11	M6x80mm HEX BOLT	2	FBM6-80
12	M6 'T' TYPE NYLOC NUT	2	FNM6-NT
13	1/4" T4LP WASHER	2	FW4-T4

ELECTRICAL/INSTRUMENT



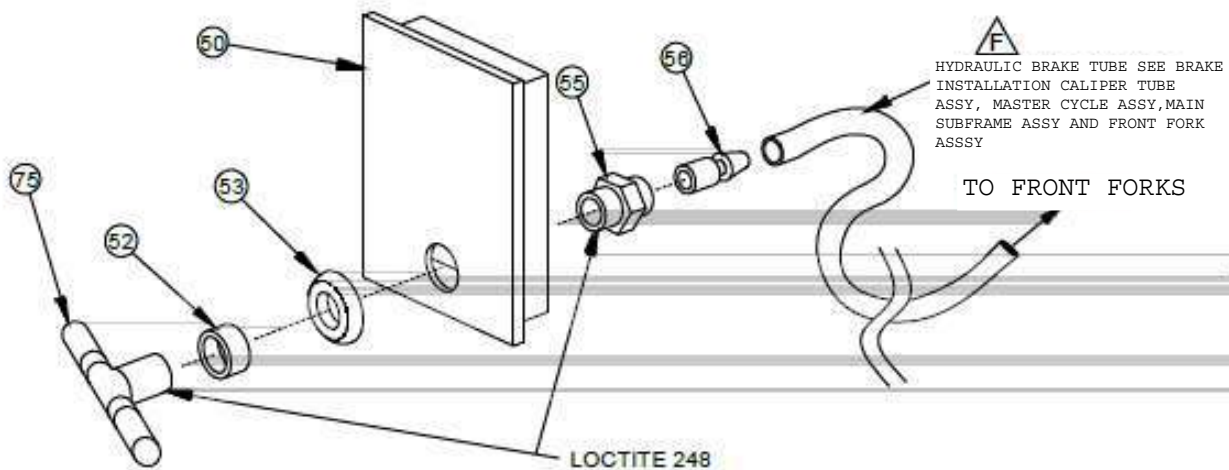
INTENTIONALLY LEFT BLANK

ELECTRICAL/INSTRUMENT



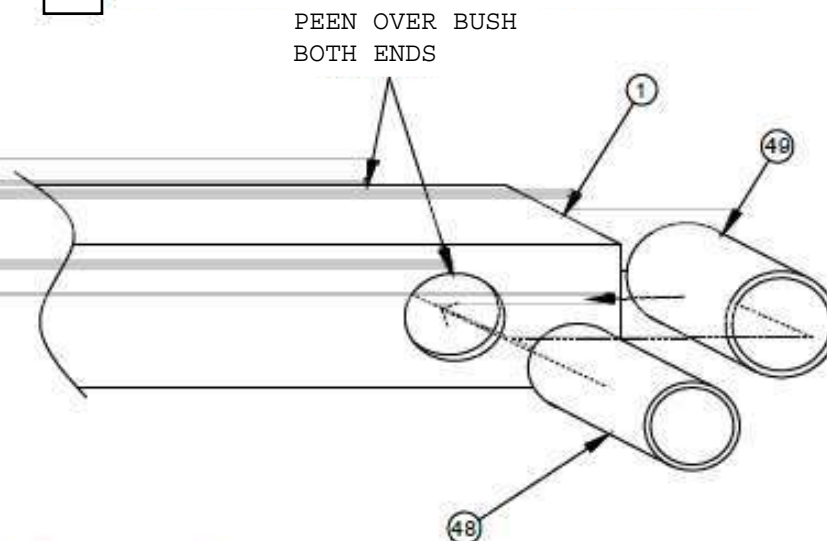
ELECTRICAL/INSTRUMENT

Item Number	Description	Units Per Assembly	Part number
1	SIGNAL LOOM	1	LC-051
2	POWER LOOM	1	TQU-16534
3	SHORT CABLE TIE	3	HTW-002
4	STARTER CABLE	1	LC-050
5	DUCATI REGULATOR	1	985 345/ 965-335
6	BATTERY STRAP	1	TQB-18151
7	BATTERY 8AL LEAD ACID	1	LB-004
8	EARTH WIRE	1	LC-029
9	CRIMP EYELET HEAVY DUTY	1	LT-035
10	ALTIMETER	1	IFALT-4
11	COMPASS	1	IFCOM-1
12	WINTER ASI	1	IFASI-5
13	912 FLYDAT	1	IFLYD-5
14	10AMP PRESS SWITCH	1	LS-007
15	10AMP KEY SWITCH	1	LS-008
16	TEMP. SENSOR (OPTIONAL)	2	IEAT-001
17	COMMOMNING BLOCKS	AR	LT033/034
18	ITT PLUG AND SOCKET	1	LT007/8
19	HEAT SHRINK	50mm	ZMA-062
21	CRIMP CONNECTORS	36	PHS3-001
22	EGT-WITH FLYDAT		
23	OIL TEMP GUAGE	1	965-530
24	CHT-WITH FLYDAT		
25	OIL PRESS -WITH FLYDAT		
26	SLEEVING	AR	LR-002
29	EYELET CRIMP CONNECTOR	1	LT-020
30	FUSE HOLDER	2	LF-005
31	16AMP RATED CABLE	AR	LC-011
32	CRIMP CONNECTORS	4	LT-006
33	15AMP FUSE	2	LF-009
34	YELLOW HEAT SHRINKS	100mm	PHS8-003
35	RED HEAT SHRINKS	100mm	PHS8-002
36	FEMALE CRIMP CONNECTOR	14	LT-012
37	MALE CRIMP CONNECTOR	12	LT-013
38	FUEL GUAGE	1	EFG-5
39	BATTERY STATE MONITOR	1	IEBSM-1
40	35V 2200mF CAPACITOR	1	LT-028
41	VSI 80mm ± 2000	1	IFVSI-3

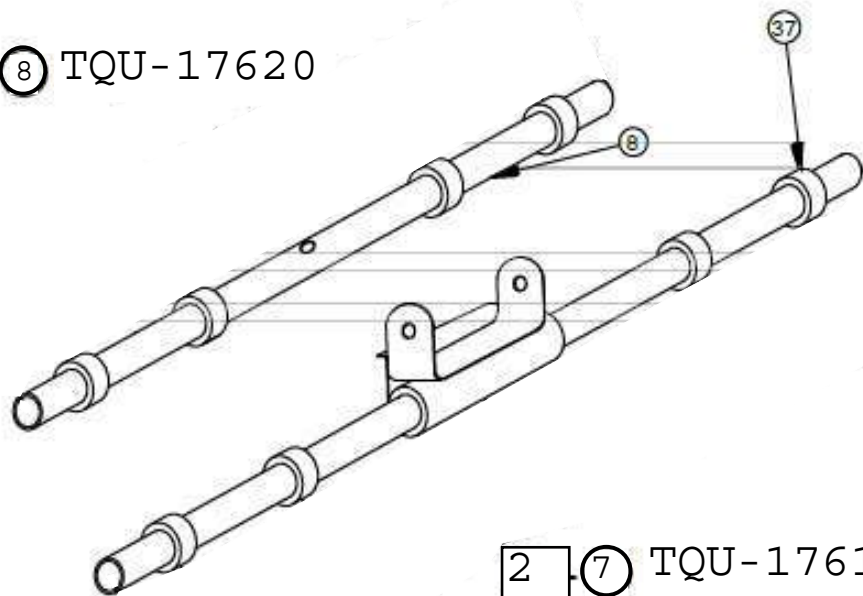


3 END PLUG SUB-ASSY - HYDRAULIC BRAKES

4 BEARING TUBE SUB-ASSY



1 ⑧ TQU-17620



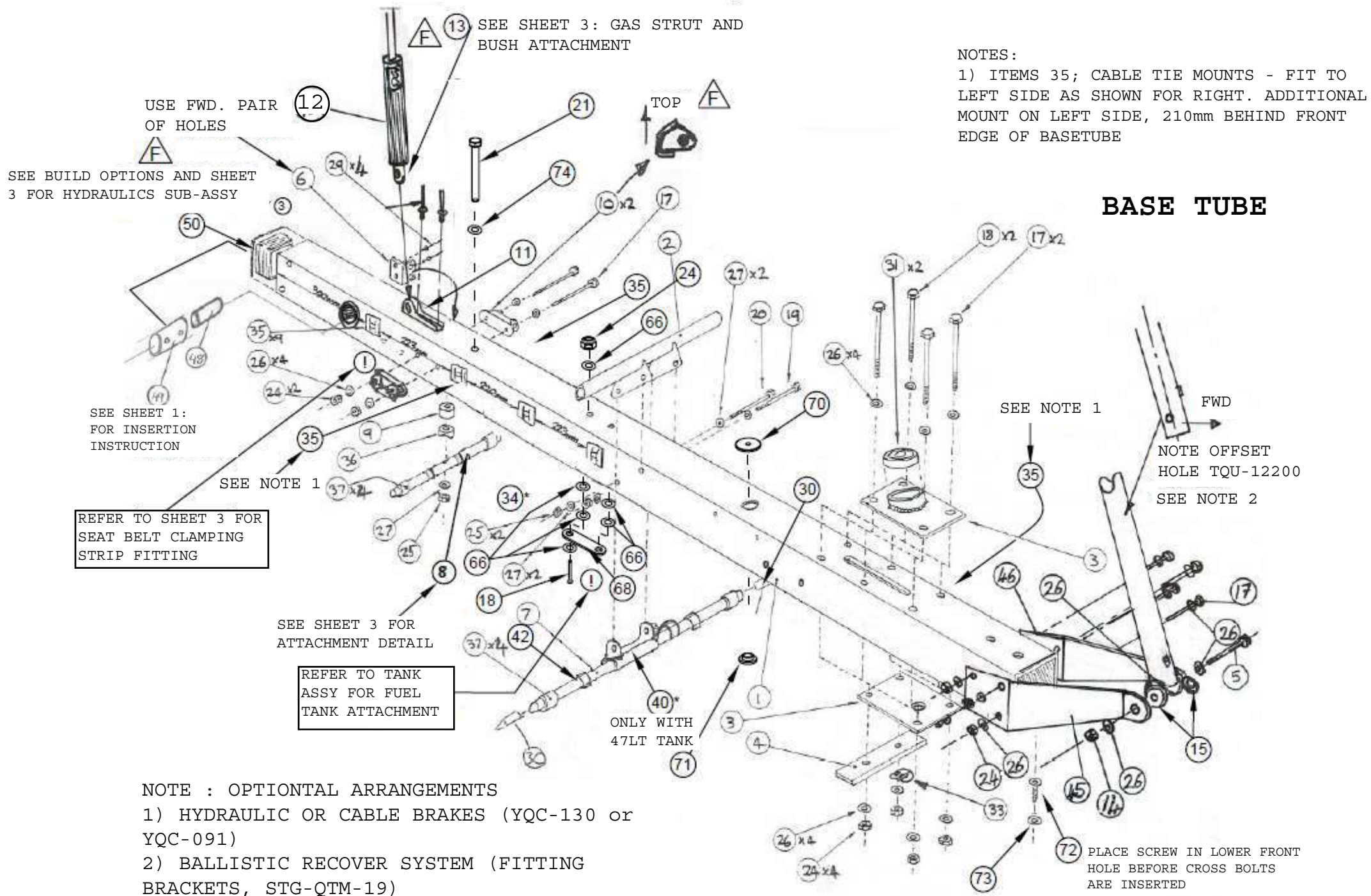
2 ⑦ TQU-17610

NOTE: OPTIONAL ARRANGEMENTS

- 1) HYDRAULIC OR CABLES BRAKES
- 2) 47 OR 65 LTR FUEL TANKS
- 3) TRANSPONDER AND RADIO POSITION (REQUIRES DRILLING TO TUBES)
- 4) BALLISTIC RECOVER SYSTEM (FITTING BRACKETS)

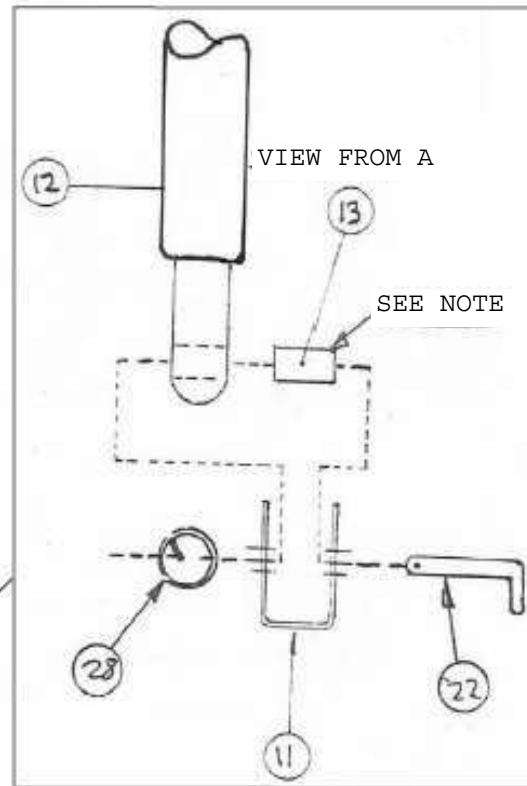
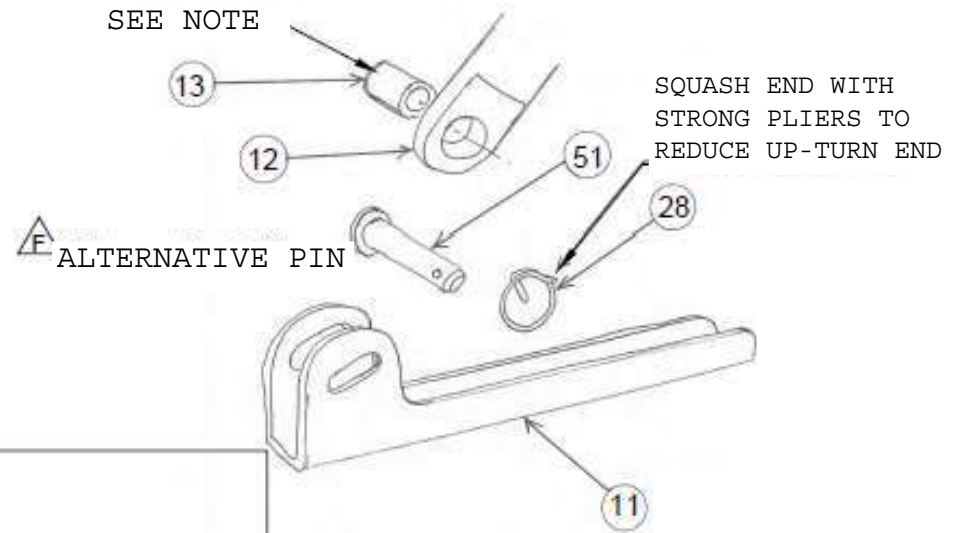
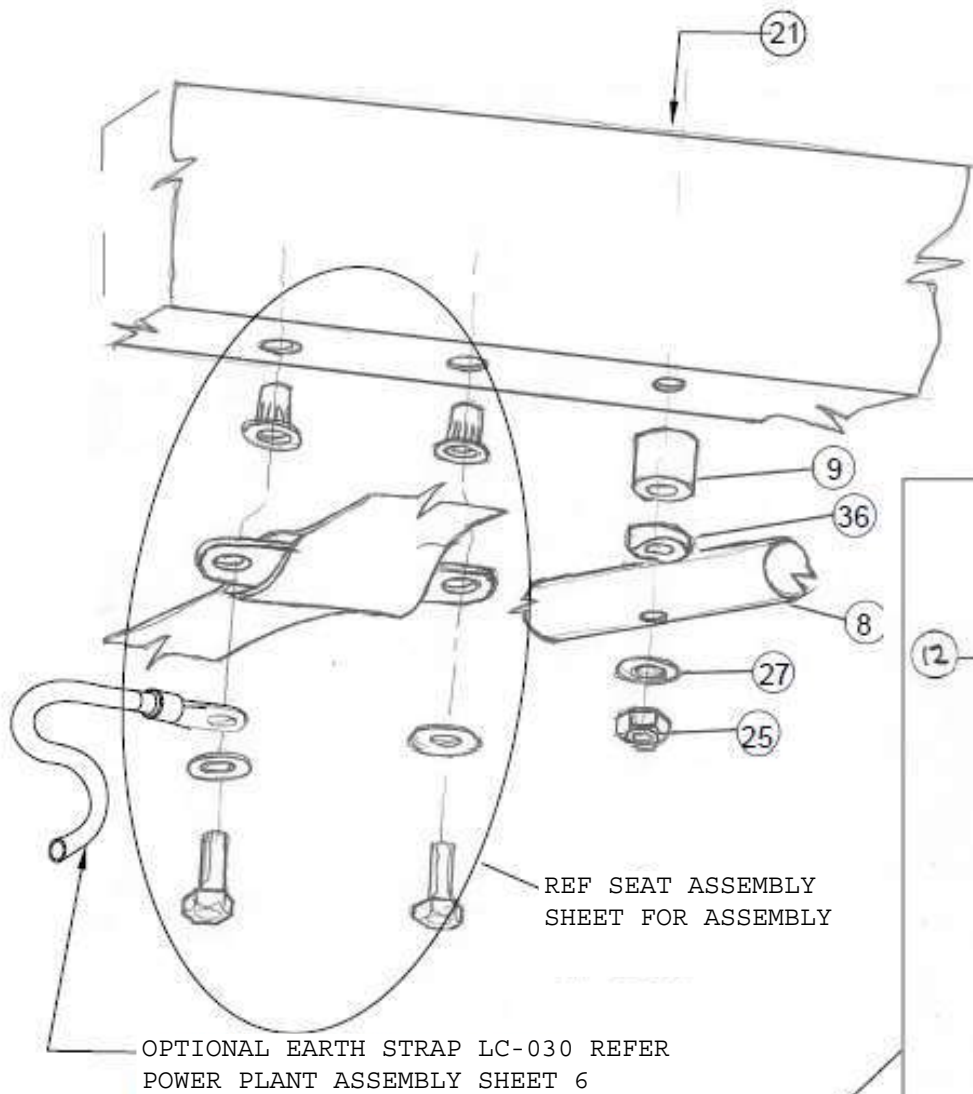
BASE TUBE

INTENTIONALLY LEFT BLANK



BASE TUBE

Item Number	Description	Units Per Assembly	Part number
1	QUIK BASE TUBE MACHINED	1	ZMA-065
2	SEAT BASE BRACKET	1	TQU-13340
3	STEERING HEAD PLATE	2	TQU-19610
4	QUIK/EXPLORER STEERING STOP	1	ZMP-019
5	AN4-20A HEXA BOLT	1	AN4-20A
6	BRAKE CABLE BRACKET (DRUM OPTION)	1	ZAN-003
7	FUEL TANK BRACKET COMPLETE	1	TQU-17610
8	FUEL TANK REAR SUPPORT TUBE	1	TQU-17620
9	FUEL TANK REAR SUPPORT SPACER	1	ZMP-032
10	DRAG LINK CHANNEL	2	ZMS-169
11	GAS STRUCT CHANNEL (LOWER)	1	YQC-174
12	GAS STRUCT (OPTIONAL)	1	HGS-001
13	BUSH	1	ZBB-006
14	1/4" UNF 'P' TYPE NYLOC NUT	1	FNU4-NP
15	6.5mmx22.25 NYLON WASHER	2	FWP-001
17	M6x80mm HEX HT BOLT	8	FBM6-80
18	M6x85mm HEX HT BOLT	3	FBM6-85
19	M8x80mm HEX HT BOLT	1	FBM8-80
20	M8x85mm HEX HT BOLT	1	FBM8-85
21	M8x120mm HEX HT BOLT	1	FBM8-120
22	QUICK PIN (EARLY OPTION)	1	FP-005
24	6mm 'T' TYPE NYLOCK NUT	10	FNM6-NT
25	8mm 'T' TYPE NYLOCK NUT	3	FNM8-NT
26	1/4" WASHER T3LP (SOME OPTIONAL)	20	FW4-T3
27	8mm WASHER FORM B	5	FWM8-B



NOTE: ALIGN BUSH CENTRALLY IN GAS STRUT END FITTING AND FLARE EACH END
ITEMS 76 & 77 MUST BE FITTED BEFORE THE TANK IS FITTED.

BASE TUBE

FOR PREVIOUS VERSIONS ONLY

BASE TUBE

Item Number	Description	Units Per Assembly	Part number
28	5/8" SAFETY RING	1	FPSR-001
29	3/16" DIAx3/8" AVDEL	2	FR6-12-002
30	BASIC POD SUPPORT DUNG	2	ZMP-005
31	6300-2RS-C99 BEARING	2	BEA-BB-2
33	1/2" WHITE P-CLIP	1	HCC-003
35	CABLE TIE MOUNT	9	HTM-001
36	1.125"xm8 SMALL SADDLE	1	PMS-M8-11
37	RUBBER SPACER	8	ZSP-087
42	FORWARD FUEL TANK SUPPORT TUBE	1	TQU-17614
45	FRONT STRUCT PLATE LH	1	YQC-081L
46	FRONT STRUCT PLATE RH	1	YQC-81R
48	PYLON/BASETUBE BUSH TUBE	1	ZMS-016
49	BUSH TUBE SLEEVE	1	ZMA-166
50	2.5" SQUARE END PLUG	1	PES-001
51	CLEVIS PIN Ø1/4" x 1"	1	FPCP-001
52	DN8 OIL HOSE	1	EFLH-3
53	RUBBER GROMMET (CUT IN HALF)	1	PMM-008
55	SLEEVE ADAPTOR	1	PNF-004
56	STRAIGHT ADAPTER	1	PNF-001
67	SEAT BELT ASSY	2	SW-90260
70	UPPER BEARING POD	1	ZMP-020
71	LOWER BERAING POD	1	ZMP-021
75	TEE FITTING	1	PNF-003
76	SEAT BELT FRONT SLEEVE - 240MM LONG	2	TQU-13400
77	SEAT BELT REAR SLEEVE - 350MM LONG	2	TQU-13401

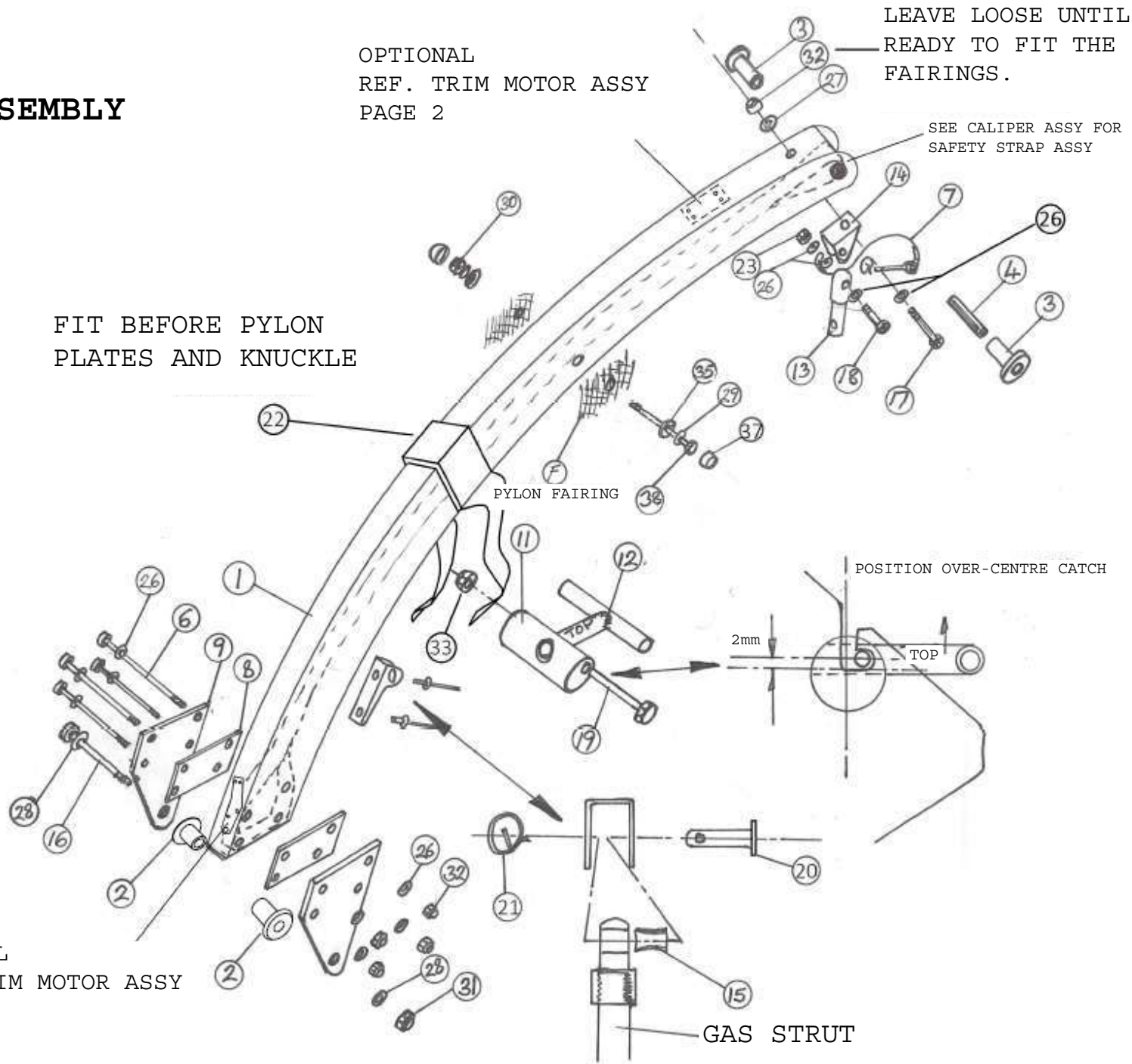
PYLON ASSEMBLY

OPTIONAL
REF. TRIM MOTOR ASSY
PAGE 2

LEAVE LOOSE UNTIL
READY TO FIT THE
FAIRINGS.

SEE CALIPER ASSY FOR
SAFETY STRAP ASSY

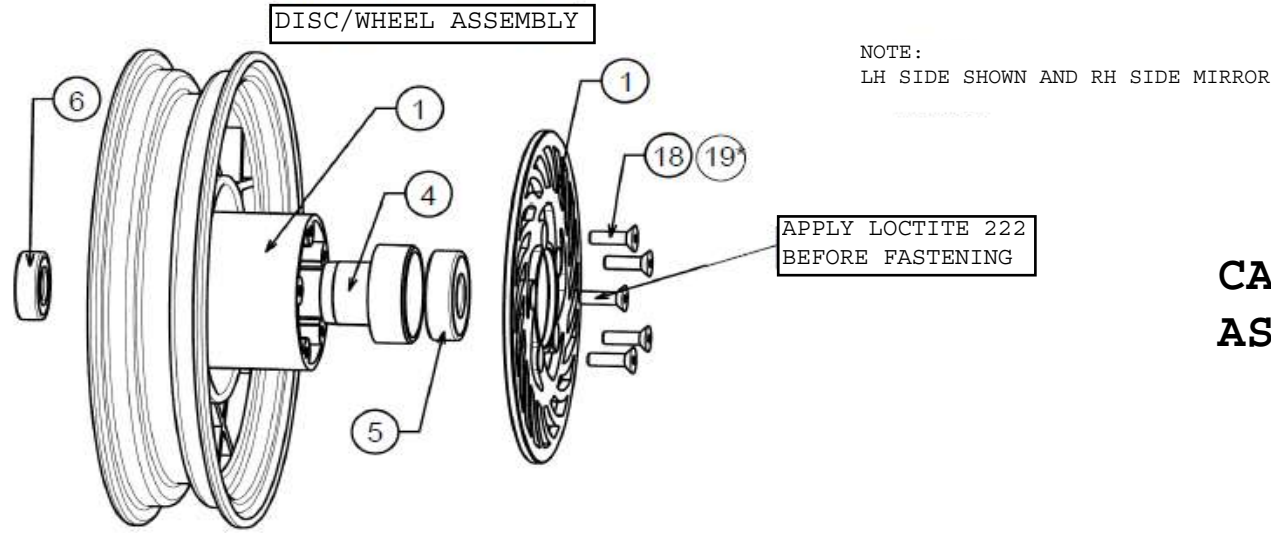
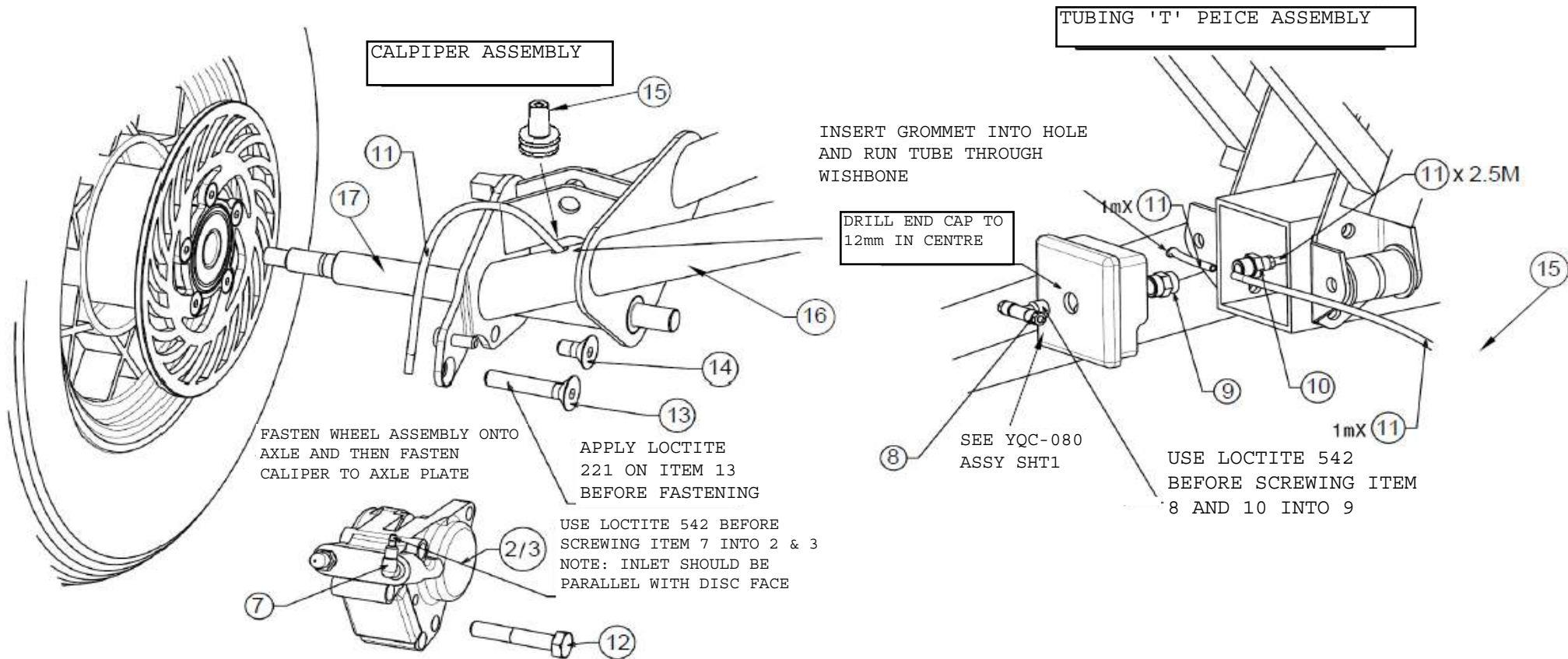
FIT BEFORE PYLON
PLATES AND KNUCKLE



OPTIONAL
REF. TRIM MOTOR ASSY
PAGE 3

PYLON ASSEMBLY

Item Number	Description	Units Per Assembly	Part number
1	QUIK DRILLED PYLON & STRAP ASSY COMPLETE	1	YQC-092
2	PYLON LOWER FACE BEARING	2	ZMP-136
3	PYLON UPPER FACE BEARING	2	ZMP-016
4	PYLON UPPER FACE BEARING BUSH	1	ZBB-003
6	M8x100mm HEX HT BOLT	4	FBM8-100
7	UPPER KEEP PIN ASSEMBLY	1	TQU-10250
8	PYLON LOWER PLATE SPACER	2	YQC-095
9	PYLON LOWER PLATE	2	YQC-094
11	OVERCENTRE ROLLER	1	ZMP-058
12	OVERCENTRE HANDLE	1	ZMS-176
13	KNUCKLE	1	ZKN-102
14	CHANNEL	1	ZCH-017
15	GAS STRUT BUSH	1	ZBB-006
16	M10x110mm HEX HT BOLT	1	FBM10-110
17	M8x85mm HEX HT BOLT	1	FBM8-85
18	M8x55mm HEX HT BOLT	1	FBM8-55
19	AN5-36A	1	FBA5-36A
20	1/4"x1" STEEL CLEVIS PIN	1	FPCP-001
21	SAFETY RING	1	FPSR-002
22	SHOULDER YOKE QSR/QTM	1	TQU-13442
23	M8 NYLOC NUT 'T' TYPE	1	FNM8-NT
26	8mm WASHER FORM B	5	FWM8-B
27	5/16"x1"x1/16" MILD STEEL WASHER	1	FW5-10
28	10mm WASHER FORM B	4	FWM10-B
29	1/4" WASHER-T3LP	3	FW4-T3
30	6mm 'T' TYPE NYLOCK NUT	1	FNM6-NT
31	10mm 'T' TYPE NYLOCK NUT	1	FNM10-NT
32	8mm 'P' TYPE NYLOCK NUT	5	FNM8-NP
33	5/16 UNF 'P' TYPE NYLOCK NUT	1	FNU5-NP
35	8mm SKIFFY RING ONLY	2	PMC-SB8
37	M8 SKIFFY CAP	2	PMC-RSC8
38	M6x85mm HEX HT BOLT	1	FBM6-85



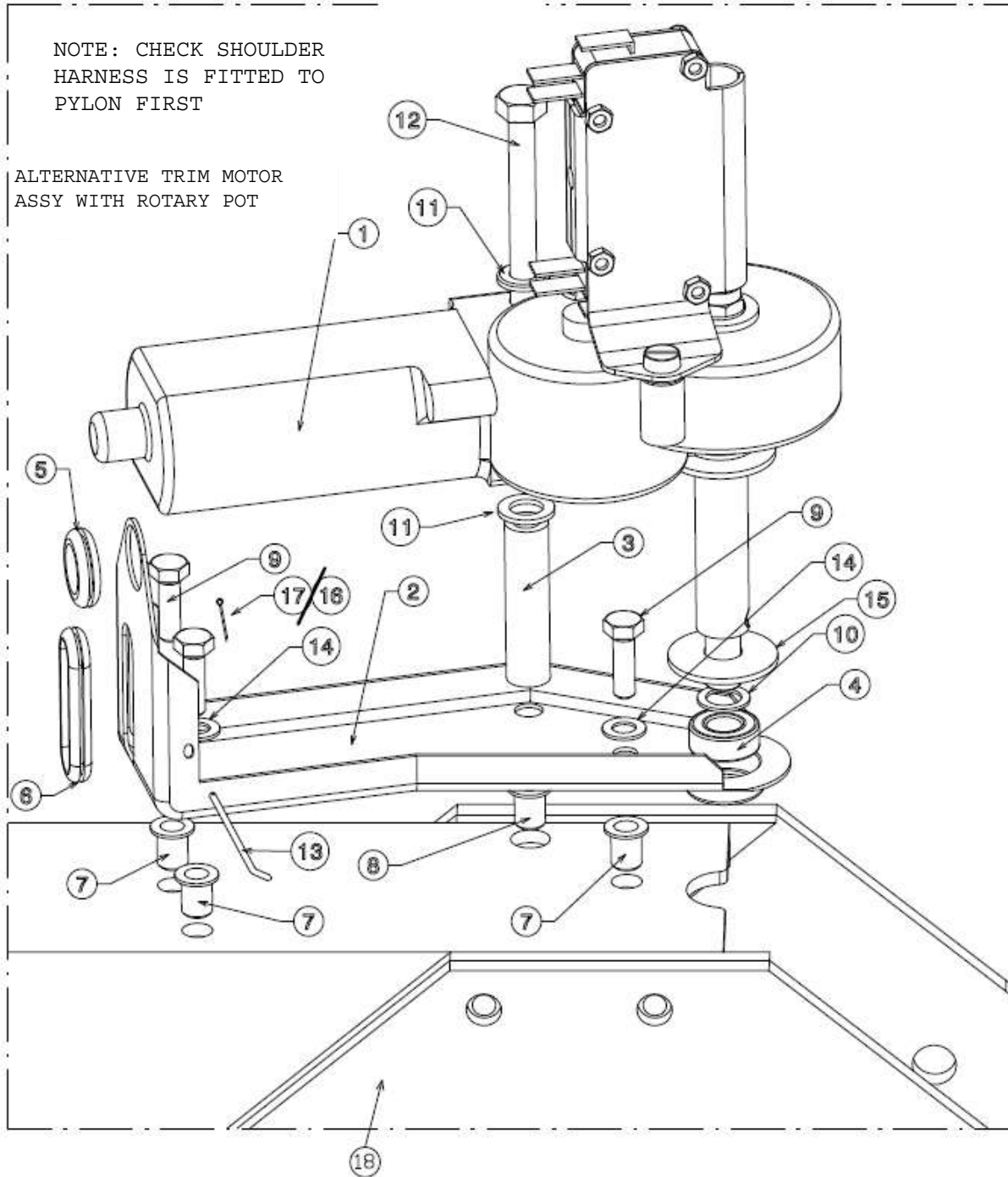
CALIPER AND TUBE ASSEMBLY

CALIPER AND TUBE ASSEMBLY

Item Number	Description	Units Per Assembly	Part number
1	GREMICA 8" WHEEL WITH DISC	2	WW-12A
2	30mm GREMICA CALLIPER (L/H)	1	WW-017
3	30mm GREMICA CALLIPER (R/H)	1	WW-018
4	BEARING CARRIER	2	ZMA-060
5	BEARING 6203-2RS	2	BEA-BB-7
6	BEARING 6201-2RS	2	BEA-BB-5
7	ELBOW FITTING	1	PNF-002
8	TEE FIITING	1	PNF-003
9	SLEEVE ADAPTOR	1	PNF-004
10	STARIGHT FITTING	1	PNF-001
11	NYLON HYDRAULIC TUBING	6m	PTM6-002
12	M8x45 HEX HT BOLT	2	FBM8-45
13	M8x45 COUNTER SUNK SKT SCREW	2	FMS8-45
14	M8x15 BUTTON SKT SCREW	2	FMS8-15
15	10mm RUBBER GROMETS	4	PMM-047
16	WISHBONE (DISC TYPE) L/H	1	ZMS-320L
17	STUB AXLE (DISC TYPE)	2	ZMS-321
18	M6x20 BUTTON	5	FMSB6-20
19	(ALT) M6x25 BUTTON SOCK	5	FMSB6-25

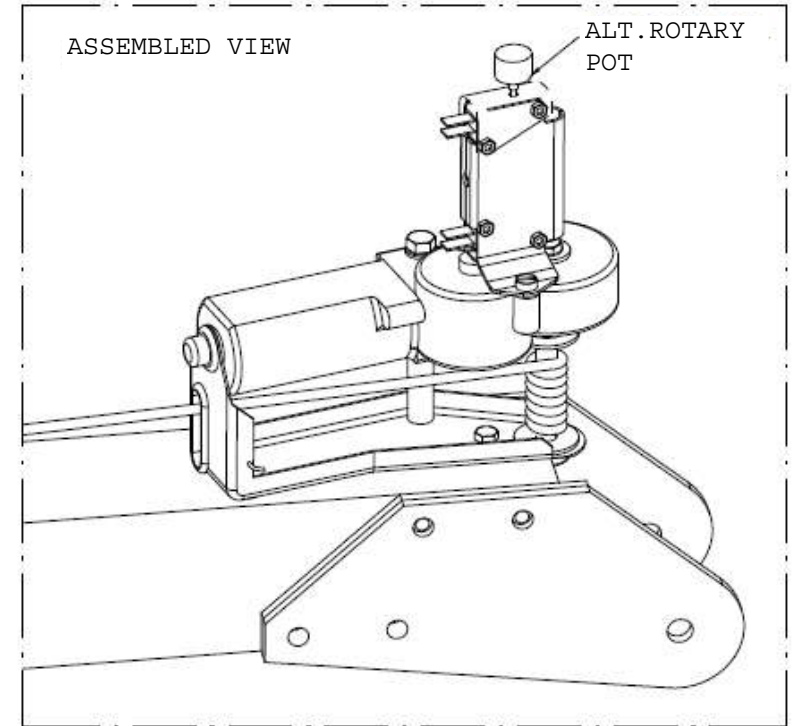
NOTE: CHECK SHOULDER
HARNES IS FITTED TO
PYLON FIRST

ALTERNATIVE TRIM MOTOR
ASSY WITH ROTARY POT



ASSEMBLED VIEW

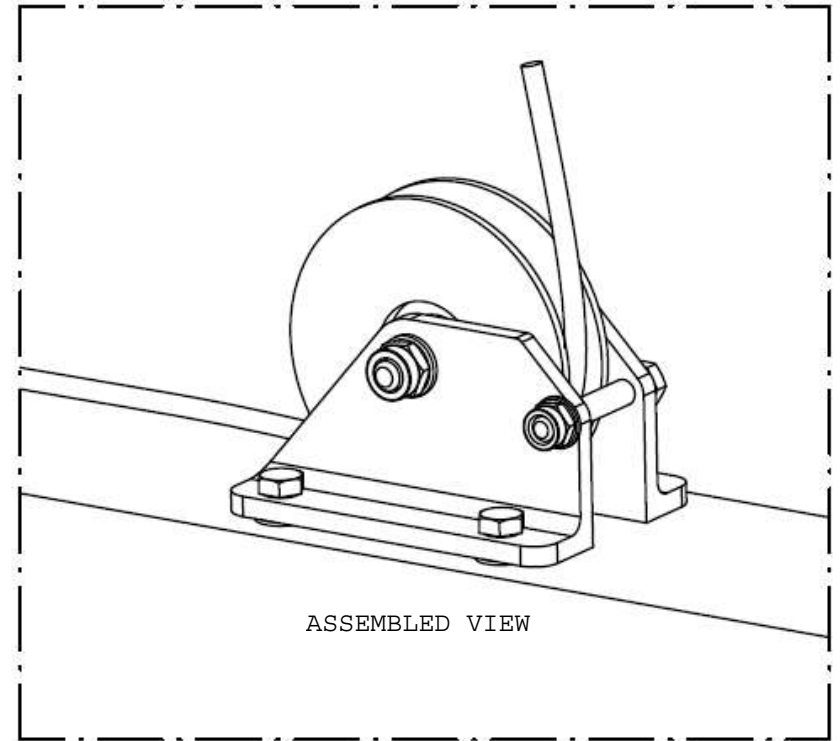
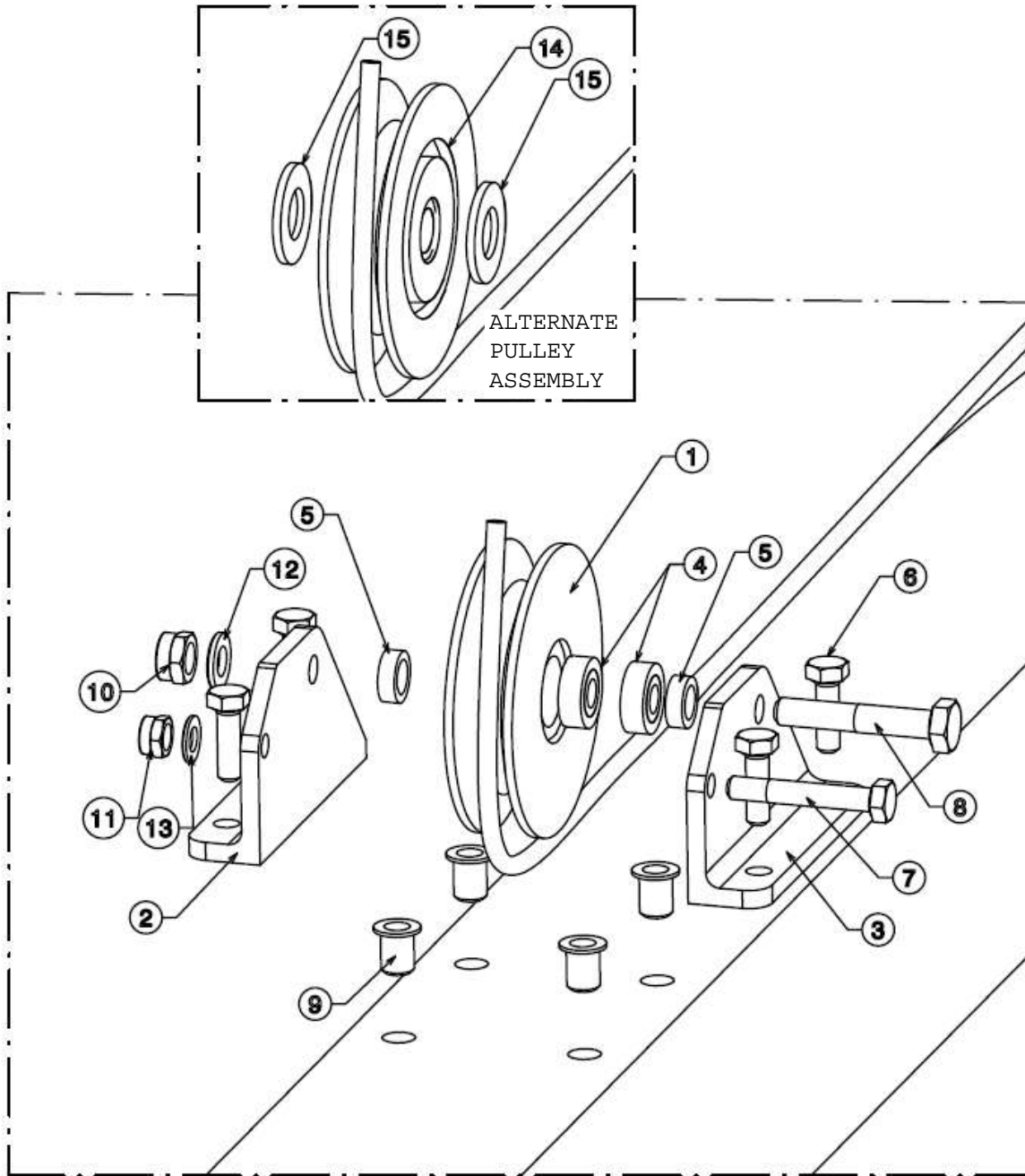
ALT. ROTARY
POT



TRIM SYSTEM ASSEMBLY

TRIM SYSTEM ASSEMBLY

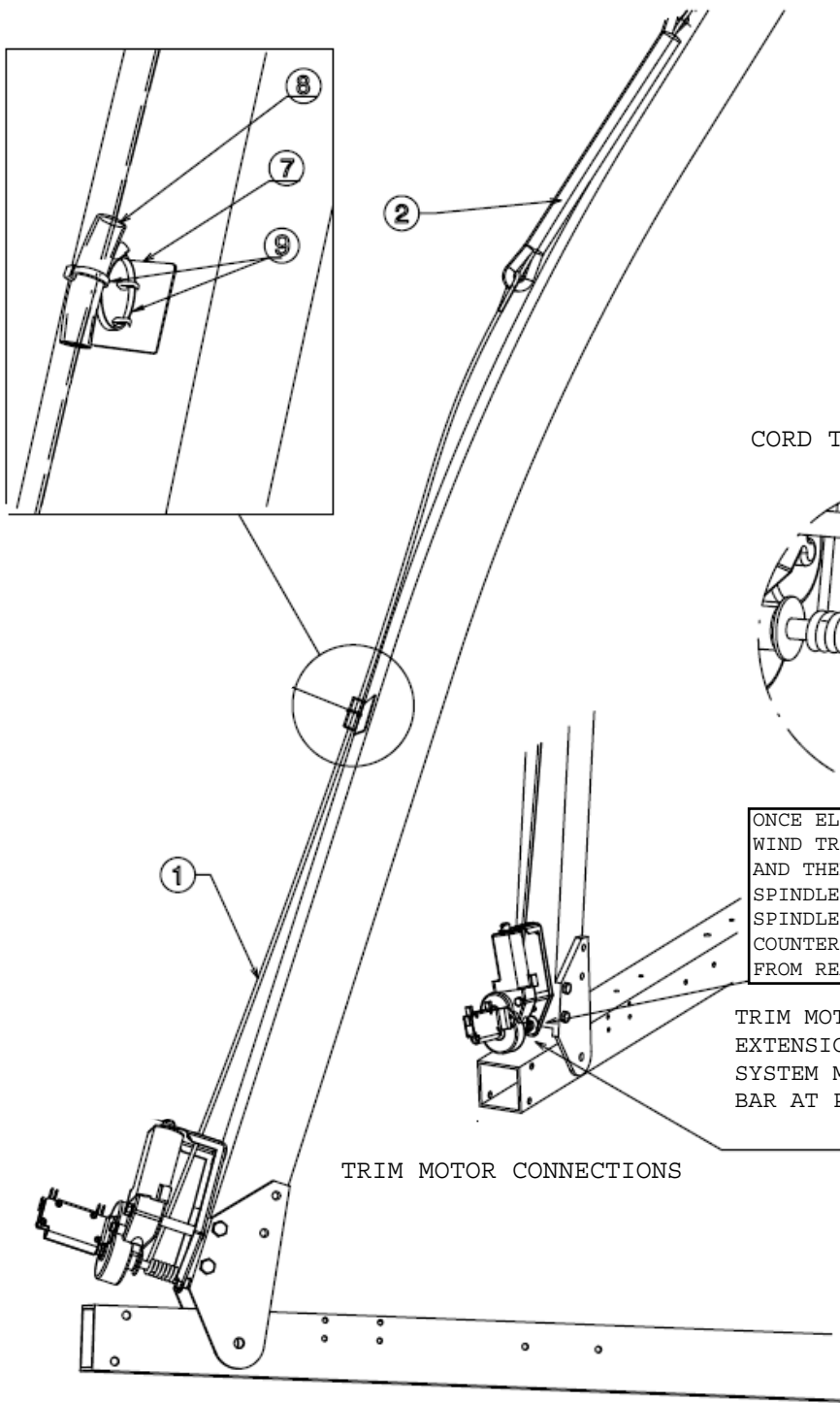
Item Number	Description	Units Per Assembly	Part number
1	TRIM MOTOR ASSEMBLY	1	YQC-097
2	TRIM MOTOR CARRIER PLATE	1	ZMS-326
3	TRIM MOTOR SPACER	1	ZSP-307
4	SPINDLE BEARING	1	BEA-BB-11
5	12mm RUBBER GROMMET	1	PMM-008
6	18mm RUBBER GROMMET	1	036-107
7	5mm STEEL NUTSERT	3	FNS-8
8	6mm STEEL NUTSERT	1	FNS-2
9	M5x20 HEX BOLT	3	FBM5-20
10	1/4" M.STEEL WASHER	1	008-026
11	1/4" T3 WASHER	1	FW4-T3
12	6x80 HEX HT BOLT	1	FBM6-80
13	3mmx50mm S.STEEL WIRE	1	FP-007
14	SPRING WASHER M5	3	FWM5-SW
15	8mmx16 M.STEEL WASHER	1	FW5-10
16	DOUBLE SAFETY RING 10mm	1	FPSR-005
17	1/16 SPLIT PIN	1	FPSP-002
18	PYLON ASSEMBLY-QUIK	1	YQC-090



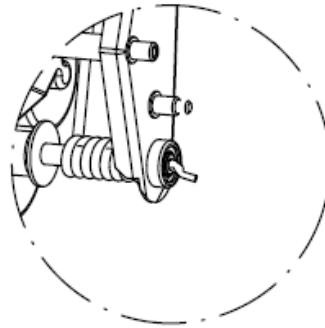
TRIM SYSTEM ASSEMBLY

TRIM SYSTEM ASSEMBLY

Item Number	Description	Units Per Assembly	Part number
1	PLASTIC PULLEY	1	RP-21
2	MK2 R/H ELEC. TRIM PULLEY CHANNEL	1	ZCH-032
3	MK2 L/H ELEC. TRIM PULLEY CHANNEL	1	ZCH-033
4	BEA-BB-14 BEARING	2	BEA-BB-14
5	PULLEY OFFSET SPACER	2	ZSP-031
6	5x20 HT HEX BOLT	4	FBM5-20
7	5x35 HT HEX BOLT	1	FBM5-35
8	6x35 HT HEX BOLT	1	FBM6-35
9	5mm STEEL NUTSERT	4	FNS-8
10	M6 NYLOCK THIN TYPE	1	FNM6-NT
11	M5 NYLOCK THIN TYPE	1	FNM5-NT
12	1/4" T3 WASHER	1	FW4-T3
13	M5 FORM B WASHER	1	FWM5-B
14	PLASTIC PULLEY AND BEARING	1	RP-16
15	WASHER T4-LP	2	FW4-T4

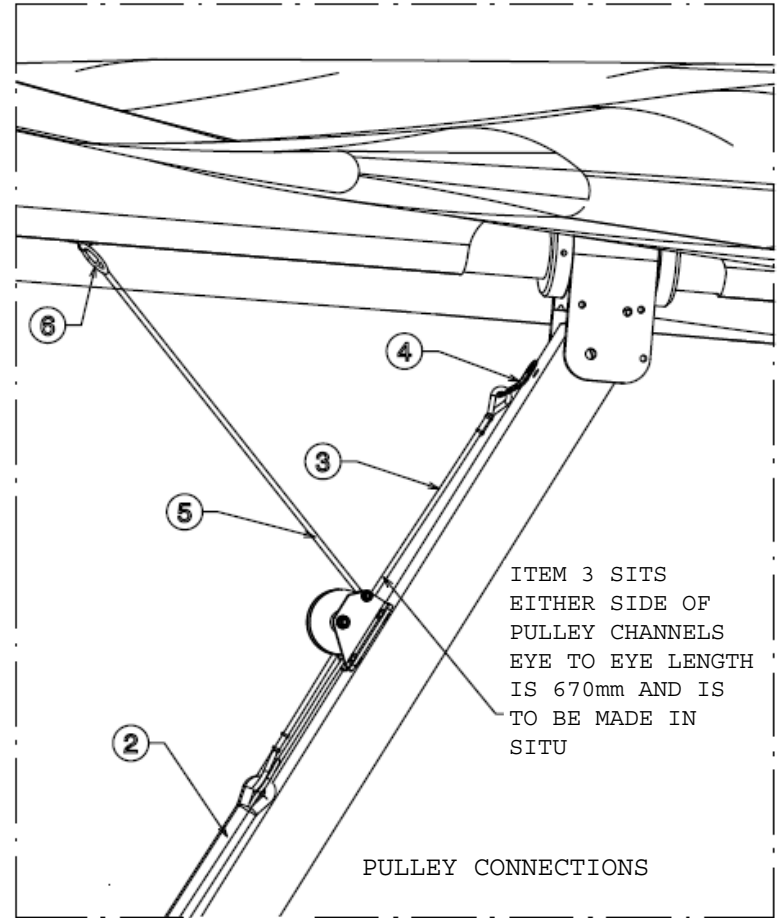


CORD TYING OFF DETAIL



ONCE ELECTRICS ARE IN PLACE
WIND TRIM DOWN UNTIL IT STOPS
AND THEN THREAD ITEM 1 THROUGH
SPINDLE AND TIE OFF AS SHOWN
SPINDLE SHOULD WIND CORD
COUNTER CLOCKWISE AS VIEWED
FROM REAR OF THE A/C

TRIM MOTOR RUNS 8 REVS. IT APPLIES 330mm
EXTENSIONS TO BUNGEE (108% STRAIN).
SYSTEM MUST BE SET TO BE JUST TAUT WITH
BAR AT PILOTS CHEST AND FULL FAST TRIM



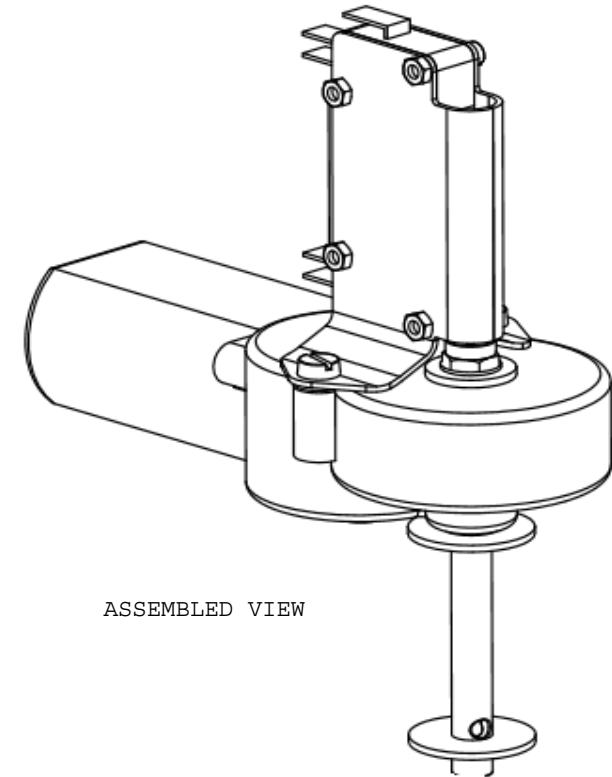
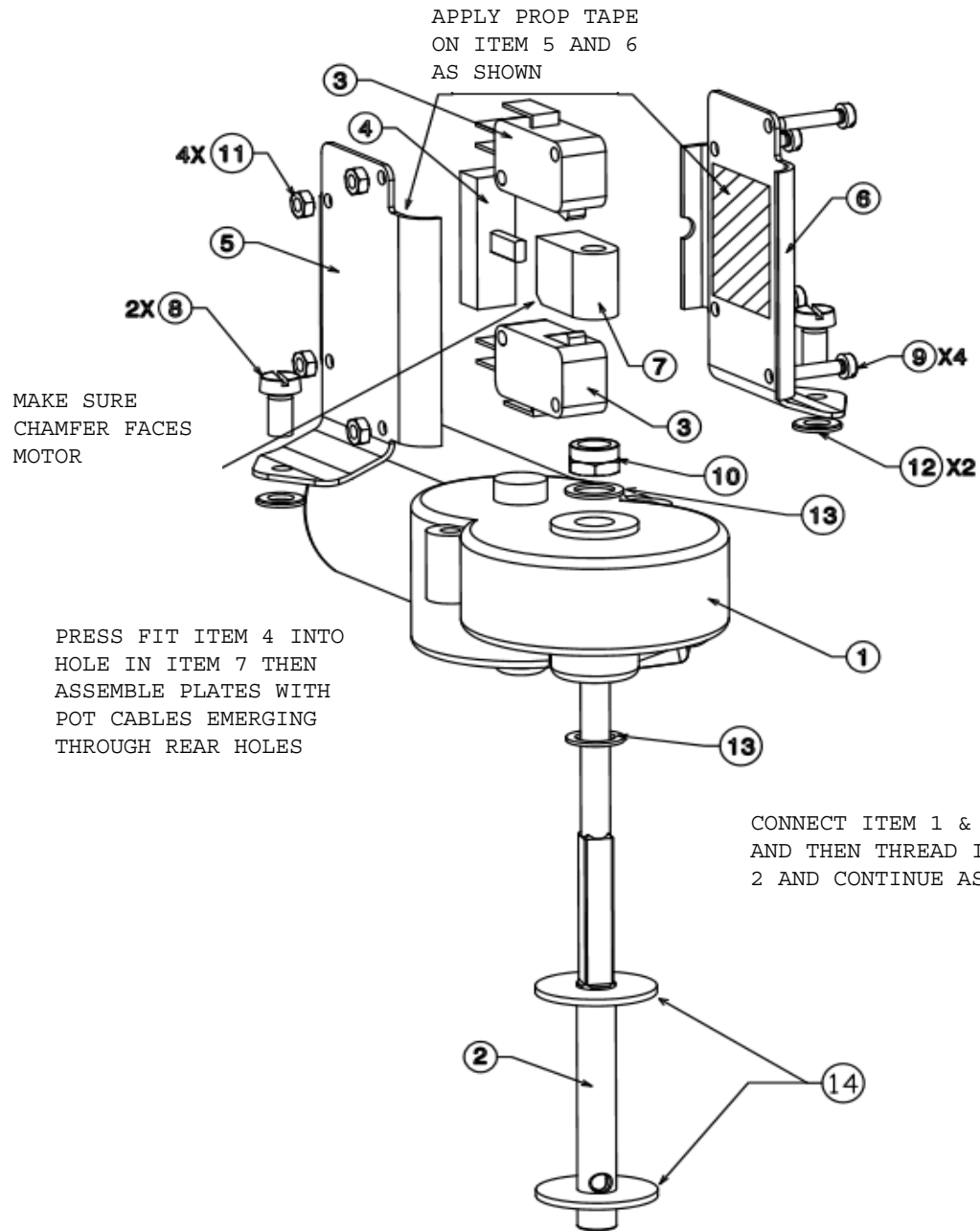
ITEM 3 SITS
EITHER SIDE OF
PULLEY CHANNELS
EYE TO EYE LENGTH
IS 670mm AND IS
TO BE MADE IN
SITU

TRIM SYSTEM ASSEMBLY

TRIM SYSTEM ASSEMBLY

Item Number	Description	Units Per Assembly	Part number
1	TRIM WINCH CORD	1	TCL-001
2	TRIM SYSTEM BUNGEE LOOP	1	M327
3	TRIM LOOP TENSION BUNGEE	840mm	VSC5-001
4	2 HOLE 30 DEGREE BANT TANG	1	RT-2H-HD3
5	KEEL TO BUNGEE PULLEY CORD	1	TCL-002
6	220KG MAILLON RAPIDE	1	RA-8
7	TIE WRAP MOUNT ADHESIVE	1	HTM-001
8	PVC TUBE, 35mm LONG	35mm	PTI16-003
9	TIE WRAP	2	HTW-001


TRIM MOTOR



M225 TRIM MOTOR ASSEMBLY - CABLE ROUTING

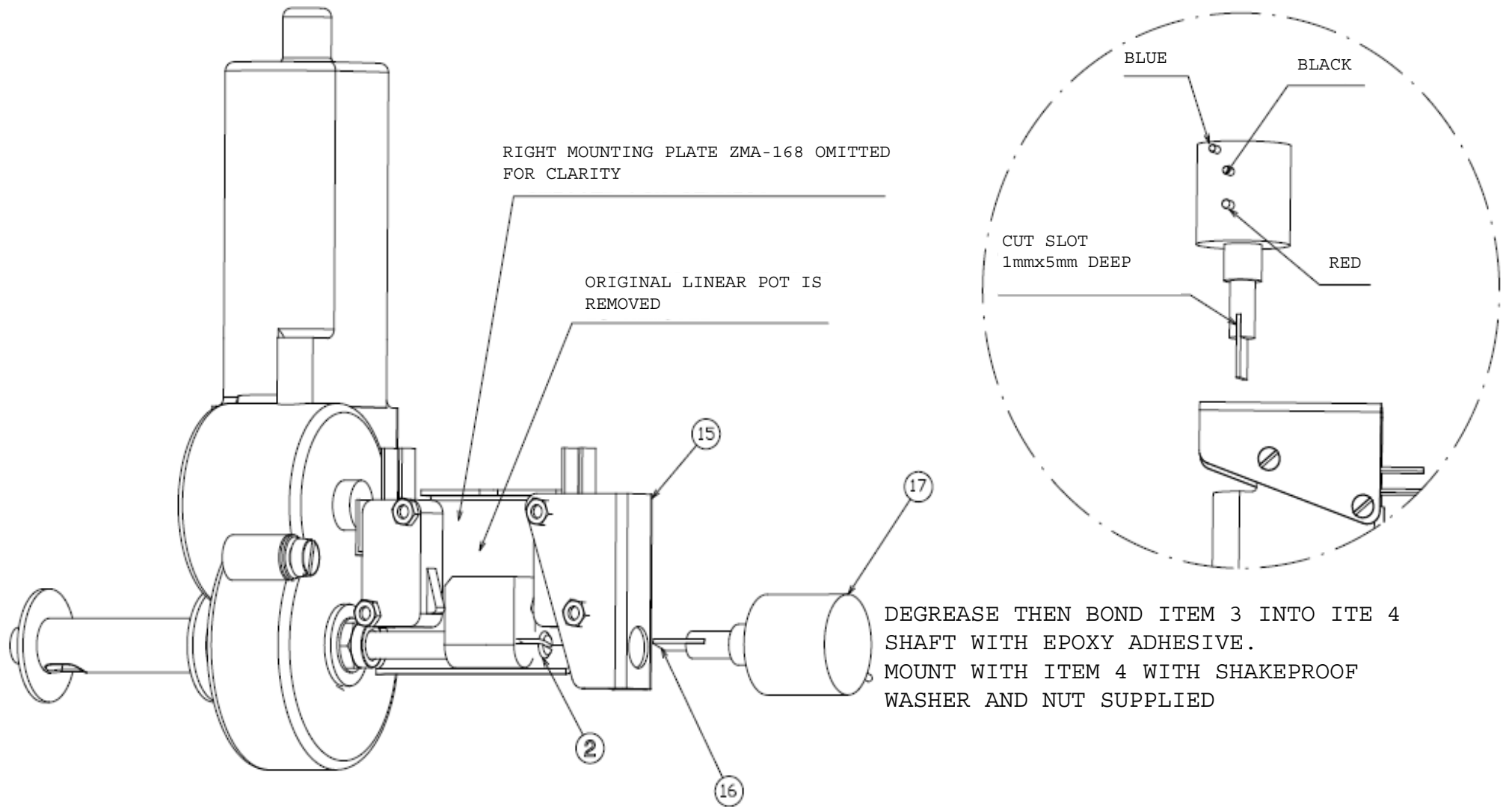
NOTES:

- YELLOW HEATSHRINK FIRST AND THEN POT CABLES HEATSHRINK. AFTERWARDS THE MAIN CABLE HEATSHRINK. ADD SURESEAL HEAT SHRINK BEFORE PUSHING THE PINS IN.
- CRIMP DIODES IN WITH CABLES.
- AT LEASR 1/2 TURN ON POT FROM END STOP TO GET ALL DISPLAY SEGMENTS WORKING.
- 10K RESISTER GOES ON MIDDLE POT CONNECTION-GROUND
- SELECTING SLOW ON TRIM SWITCH SHOULD GIVE ANTICLOCKWISE ROTATION VIEWED FROM POT END.
- 8 1/2 ROTATIONS + OR - 1/2 IS NORMAL.



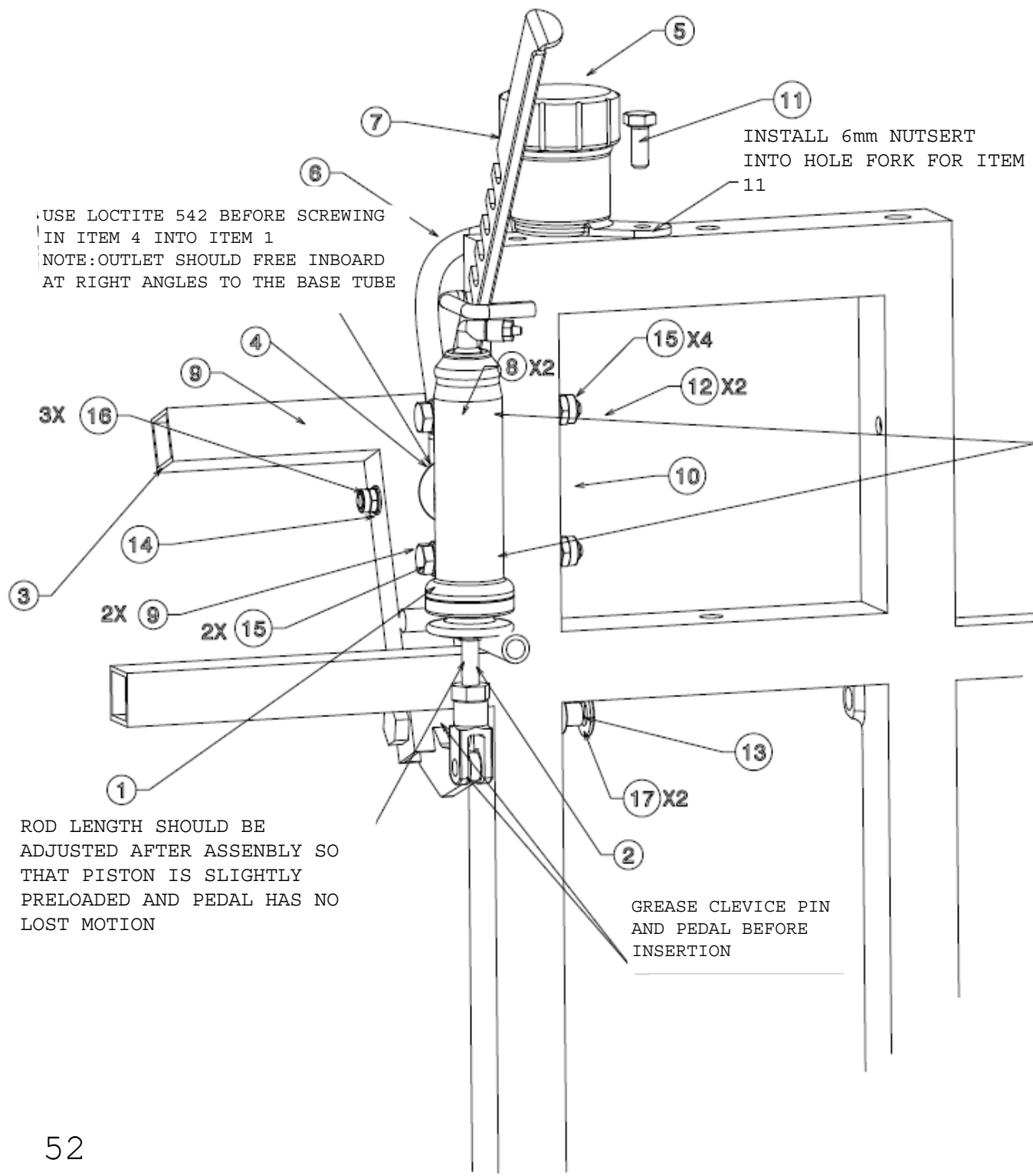
TRIM MOTOR

TRIM MOTOR



TRIM MOTOR

Item Number	Description	Units Per Assembly	Part number
1	BOSCH 12V WORM DRIVE MOTOR	1	LM-001
2	TRIM SPINDLE	1	ZMS-327
3	BURGESS G3 MICROSWITCH	2	LS-021
4	TYCO 30mm SLIDE POT 100K	1	VRS-100
5	RH LIMIT SWITCH MOUNT PLATE	1	ZMA-168
6	LH LIMIT SWITCH MOUNT PLATE	1	ZMA-167
7	NYLON RUNNER BLOCK	1	ZMP-133
8	TAMPERPROOF SCREW (BOSCH)	2	LM-001
9	M8x18 HEX BOLT	4	FBM8-18
10	M6 NYLOCK THIN TYPE	1	FNM6-NT
11	M8 NYLOCK THIN TYPE	4	FNM8-NT
12	M5. M STEEL FORM B WASHER	2	FWM5-B
13	5/16" THIN WASHER	2	008-027
14	5/16" 1 ZINC AND YELLOW WASHER	2	FW5-10
15	TRIM POT CHANNEL	1	ZMA-182
16	TRIM POT TONGUE	1	ZMS-354
17	VISHAY 634-8872 10 TURN POT	1	VRS-101



USE LOCTITE 542 BEFORE SCREWING
IN ITEM 4 INTO ITEM 1
NOTE: OUTLET SHOULD FREE INBOARD
AT RIGHT ANGLES TO THE BASE TUBE

INSTALL 6mm NUTSERT
INTO HOLE FORK FOR ITEM
11

NOTE: WASHERS (ITEM 15) CAN BE ADDED
BETWEEN 8 AND 1, AND ALSO (ITEM 17)
BETWEEN 3 AND FORKS TO ALIGN PUSH
ROD AXIS WITH AXIS OF CYLINDER WHEN
VIEWED FROM THE REAR

DRILL THROUGH PLASTIC PACKER
AFTER SUSPENSION COMPONENTS
INSTALLED USING 6.1mm DRILL

ROD LENGTH SHOULD BE
ADJUSTED AFTER ASSEMBLY SO
THAT PISTON IS SLIGHTLY
PRELOADED AND PEDAL HAS NO
LOST MOTION

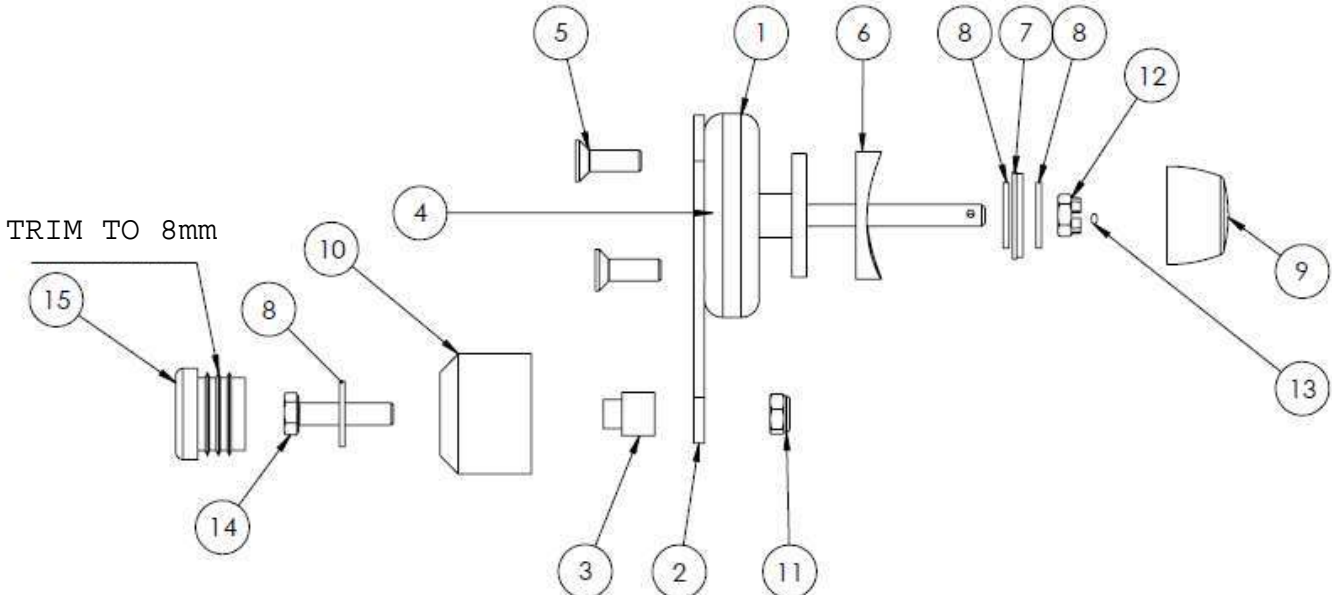
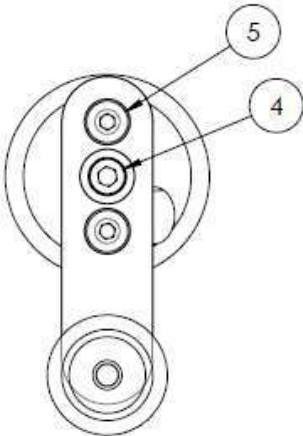
GREASE CLEVIC PIN
AND PEDAL BEFORE
INSERTION

MASTER CYLINDER ASSEMBLY

MASTER CYLINDER ASSEMBLY

Item Number	Description	Units Per Assembly	Part number
1	13mm MASTER CYLINDER	1	WW-014
2	69mm CLEVICE PUSH ROD	1	WW-015
3	MODIFIED BRAKE PEDAL	1	TQU-19592
4	ELBOW FITTING	1	PNF-002
5	HYD FLUID RESERVOIR	1	WW-006
6	FLUID FILLER TUBE	0.2m	EFLH-001
7	PARKING BRAKE LEVER	1	ZMS-119
8	8mm SPACER	2	ZSP-013
9	M6x55 HEX HT BOLT	2	FBM6-55
10	M5x30 HEX HT BOLT	1	FBM5-30
11	M6x16 HEX HT BOLT	1	FBM6-16
12	M8 NYLOCK NUT THIN	2	FNM8-NT
13	M8 NYLOCK NUT THIN	1	FNM8-NT
14	M5 NYLOCK NUT THIN	1	FNM5-NT
15	1/4" M.STEEL WASHER	7	FW4-T3
16	5mm WASHER FORM 'B'	3	FWM5-B
17	8mm WASHER FORM 'B'	3	FWM8-B
18	RETURN SPRING	1	HS-004

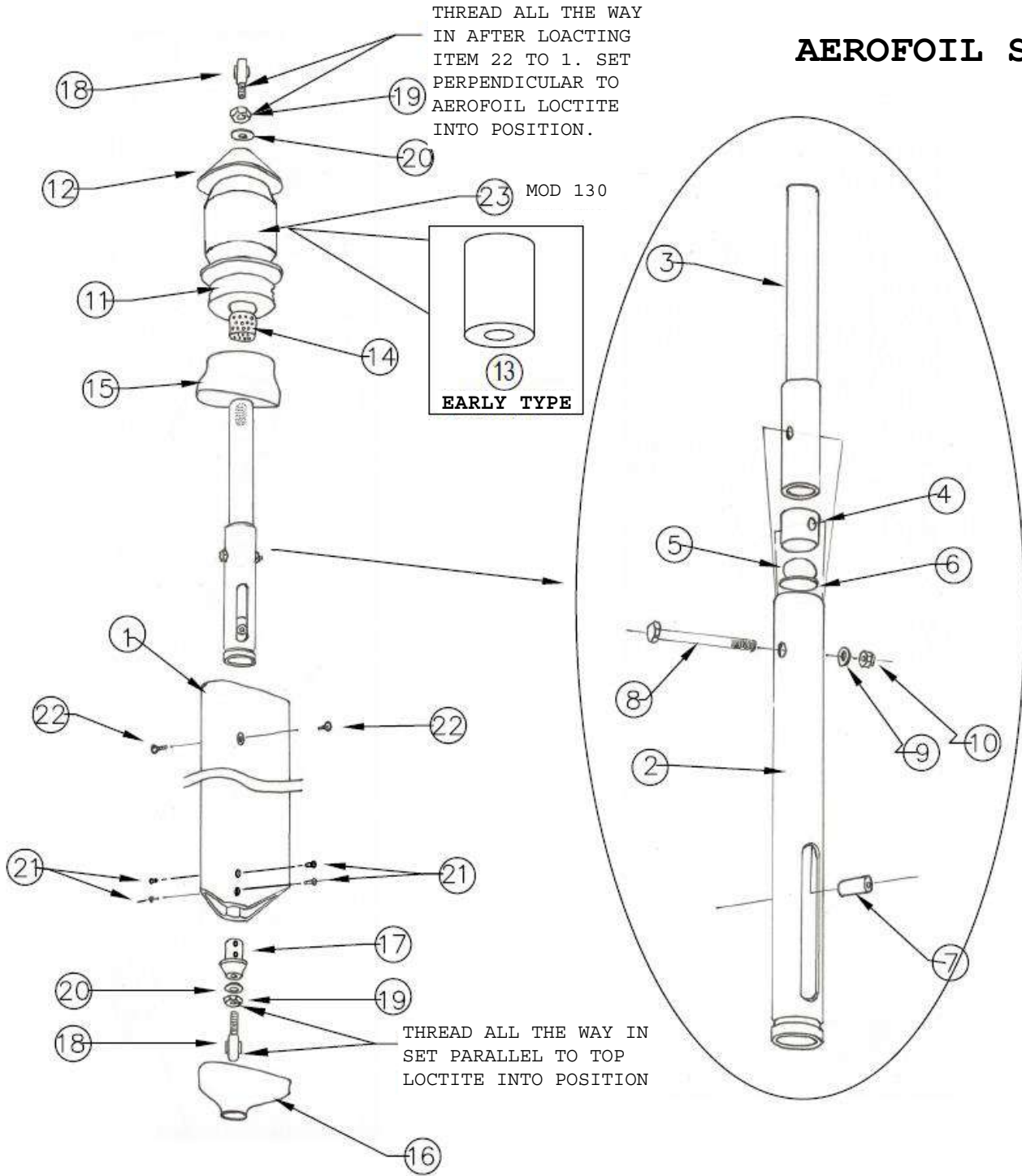
TRIMMER WHEEL ASSEMBLY



TRIMMER WHEEL ASSEMBLY

Item Number	Description	Units Per Assembly	Part number
1	TRIMMER WHEEL	1	ZMP-126
2	ZPL-147 TRIMMER CRANK PLATE	1	ZPL-147
3	TRIM KNOB SPACER	1	ZSP-300
4	HEX SOCKET CAPHEAD BOLT M6x69	1	ZMF-003
5	HEX SOCKET CTSK SCREW M6x18	2	FCM6-18
6	SADDLE WASHER 1/4"	1	PMS-5-25
7	SKIFFY WASHER	1	PMC-SB10
8	STEEL WASHER	3	FW4-T4
9	RAISED SKIFFY CAP	1	PMC-RSC10
10	CONTROL FRAME FOOT	1	ZMP-144
11	M6 NYLOC NUT	1	FNM6-NT
12	M6 CASTLE NUT	1	FNM6-CN
13	SPLIT PIN DIA 1.5mm x 22	1	FPSP-001
14	HEX BOLT FB M6 x 25	1	FBM6-25
15	25MM END PLUG	1	PEP8-001

AEROFOIL STRUT ASSEMBLY



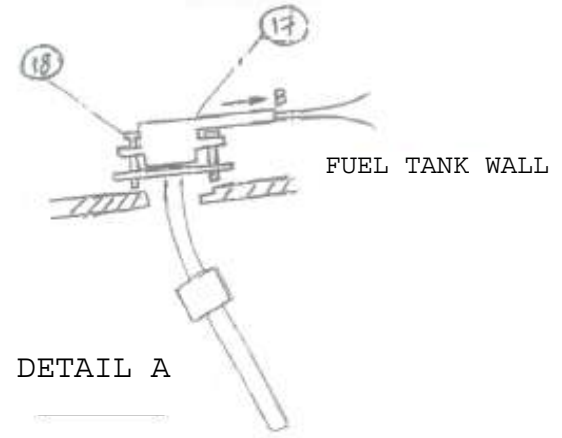
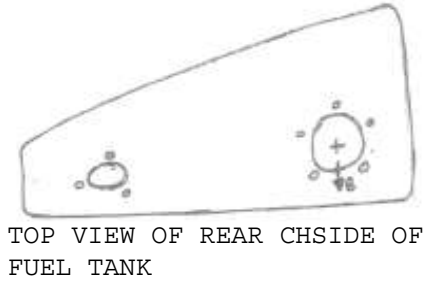
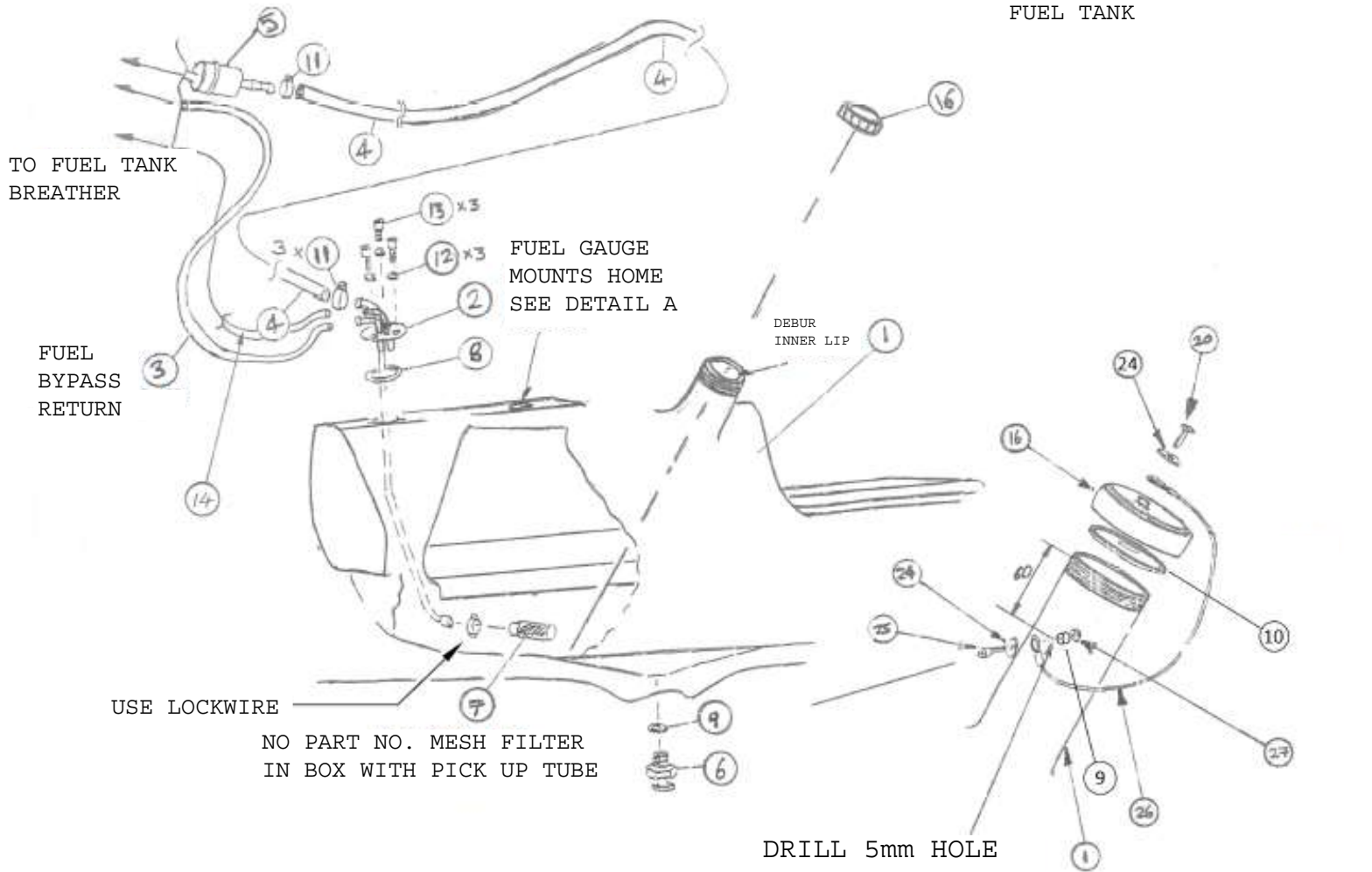
AEROFOIL STRUT ASSEMBLY

Item Number	Description	Units Per Assembly	Part number
1	QUIK REAR AIRFOIL STRUT	1	YQC-209
2	AIRFOIL STRUT SUSPENSION TUBE	1	ZMA-164
3	SUSPENSION GUIDE TUBE	1	ZMS-319
4	QUIK SIDE STRUT SLIDER	1	ZMP-130
5	RUBBER BALL	1	032-310
6	6.1mm M/STEEL WASHER	1	FW4-12
7	SIDE STRUT SLIDER BUSH	1	ZMA-165
8	M6*40 HEX HT BOLT	1	FBM6-40
9	1/4 WASHER	1	FW4-T3
10	M6 NYLOCK 'T' TYPE	1	FNM6-NT
11	SPRING CUP LOWER	1	ZMA-057
12	SPRING CUP UPPER	1	ZMA-059
13	REAR SUSPENSION RUBBER	1	ZMP-066
14	PM 1626 DX BEARING	1	BEA-DX2
15	RUBBER END MOULDING	1	PMM-049
16	PVC DIP MOULDED STRUT END CAP	1	PMM-048
17	REAR STRUT LOWER	1	ZKN-131
18	ROD END BEARING	2	BEA-RE-2
19	10mm M/STEEL FULL NUT	2	FNM10-G8
20	10mm M/STEEL WASHER	2	FWM10-B
21	3/16 MONOBOLT	2	FR6-12-002
22	M5*10 COUNTERSUNK SCREW	2	FMB5-10
23	TAPERED REAR SUSPENSION RUBBER (MOD130	1	ZMP-131

BRAKE ASSEMBLY

Item Number	Description	Units Per Assembly	Part number
1	BRAKE-CABLE FRONT SECTION (SHORT)	1	YQC-134
2	BRAKE-CABLE FRONT SECTION (LONG)	1	YQC-135
3	BRAKE CABLE OUTER - LEFT REAR	1	YQC-131
4	BRAKE CABLE OUTER - RIGHT REAR	1	YQC-132
5	BRAKE CABLE INNER - REAR	1	YQC-133
6	SPRING	2	HS-012
7	LONG WHITE CABLE TIE 4.6x280mm	10	HTW-004

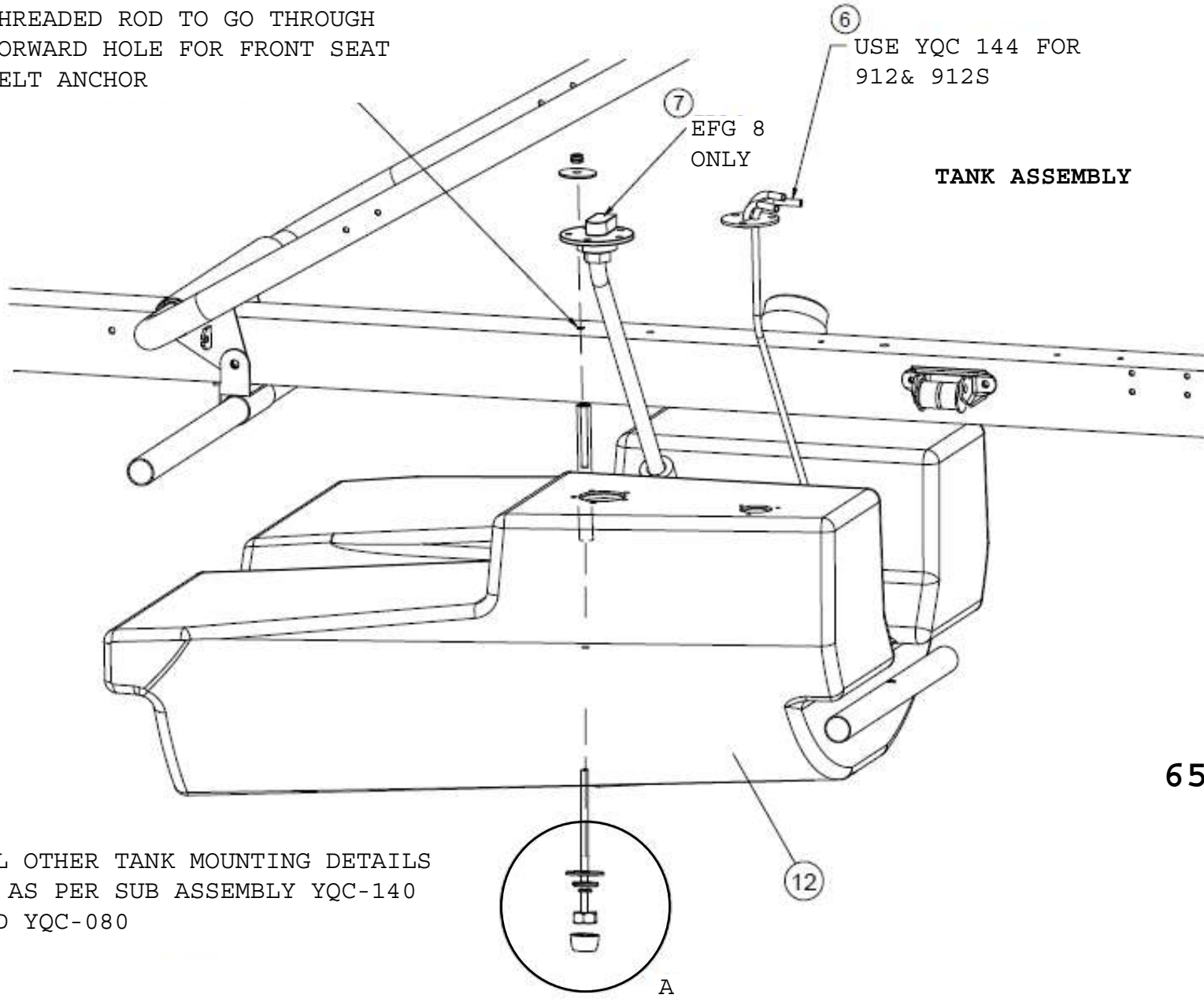
912 FUEL SYSTEM



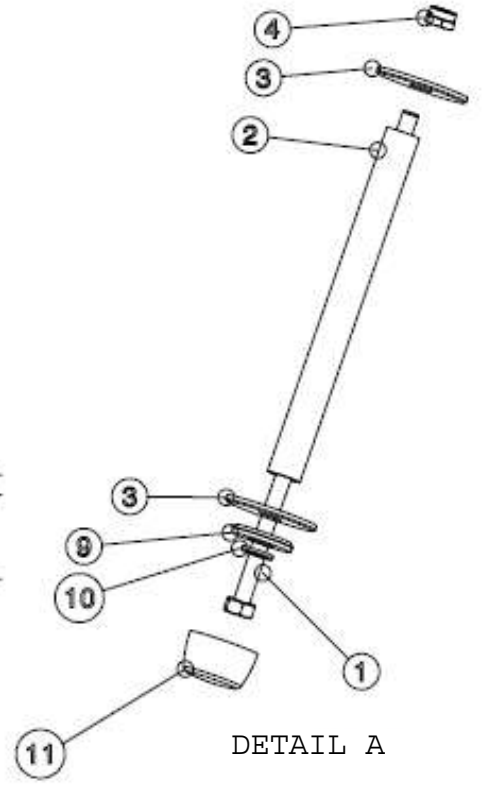
912 FUEL SYSTEM

Item Number	Description	Units Per Assembly	Part number
1	65-LITRE FUEL TANK (PM001)	1	EFT-12
2	65LT TANK PICK UP 912S	1	YQC-144
3	SAE J30 R6 1/4" FUEL HOSE	1.01m	EFLH-2
4	SAE J30 R6 1/4" FUEL HOSE	0.31m	EFLH-2
5	INLINE FUEL FILTER (STRAIGHT)	1	EFF-1
6	DRAIN PLUG (CAV 180.)	1	EFTC-5
7	FIT GAUZE TO END OF PICK UP PIPE	1	
8	30.4*3.5mm NITRILE "O" RING	1	EFTC-8
9	THROTTLE CABLE BUSH	1	ZSP-031
10	M30 VITON WASHER	1	FWP-014
11	12mm HOSE CLIP	4	HCM12-001
12	6mm S/COIL SQ SEC SPRING WASHER	3	FWM6-SW
13	M6*10mm SOCKET HEAD CAP SCREW	3	FCM6-10
14	245 FUEL HOSE HYDRO K30	1	EFLH-2
16	FUEL TANK CAP	1	ZMP-154
17	65LT QUIK/QTM FUEL SENDER	1	EFG-8
18	SOCKET CAP SCREW M5 (13mm)	5	FCM5-13
20	M5*8mm SCKT CAP SCREW	1	FCM5-8
22	M STEEL SPACER	1	ZSP-031
24	STEEL WASHER M5 HOLE	2	FW3-12
25	CAP HEADSET SCREW M5*16	1	FCM5-16
26	WIRE LAN YARD	1	RLY-003
27	M5 NYLOCK NUT	1	FNM5-NT

THREADED ROD TO GO THROUGH
FORWARD HOLE FOR FRONT SEAT
BELT ANCHOR



TANK ASSEMBLY



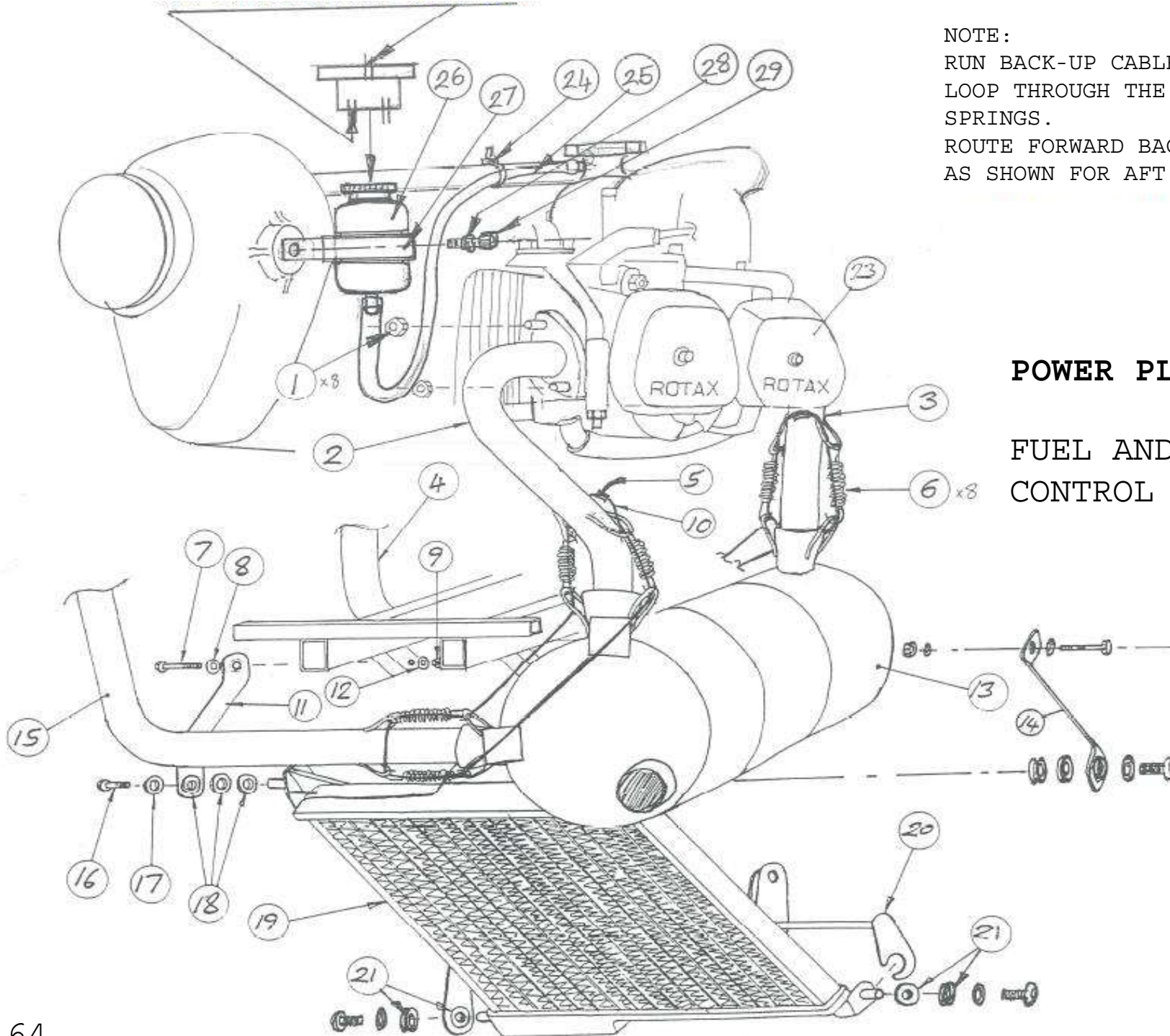
DETAIL A

65L TANK ASSEMBLY

ALL OTHER TANK MOUNTING DETAILS
IS AS PER SUB ASSEMBLY YQC-140
AND YQC-080

65L TANK ASSEMBLY

Item Number	Description	Units Per Assembly	Part number
1	THREADED TANK MOUNT ROD	1	ZMS-328
2	TANK MOUNT SPACER	1	ZSP-304
3	1/4"x1 1/2" MS WASHER	2	FW4-18
4	M6 NYLOCK THIN TYPE	1	FNM6-NT
6	FUEL PICKUP (3 PICKUP)	1	YQC-144
7	65LT TANK SENDER (LTS-9)	1	EFG-8
9	SKIFFY RING	1	PMC-SB8
10	WASHER	1	FW4-T3
11	SKIFFY CAP (RAISED)	1	PMC-RSC8
12	65LT FUEL TANK (PM-001)	1	EFT-12



NOTE:

RUN BACK-UP CABLE IN A CONTINUOUS LOOP THROUGH THE FOUR EXHAUST SPRINGS.

ROUTE FORWARD BACK-UP CABLE THE SAME AS SHOWN FOR AFT CABLE

POWER PLANT ASSEMBLY

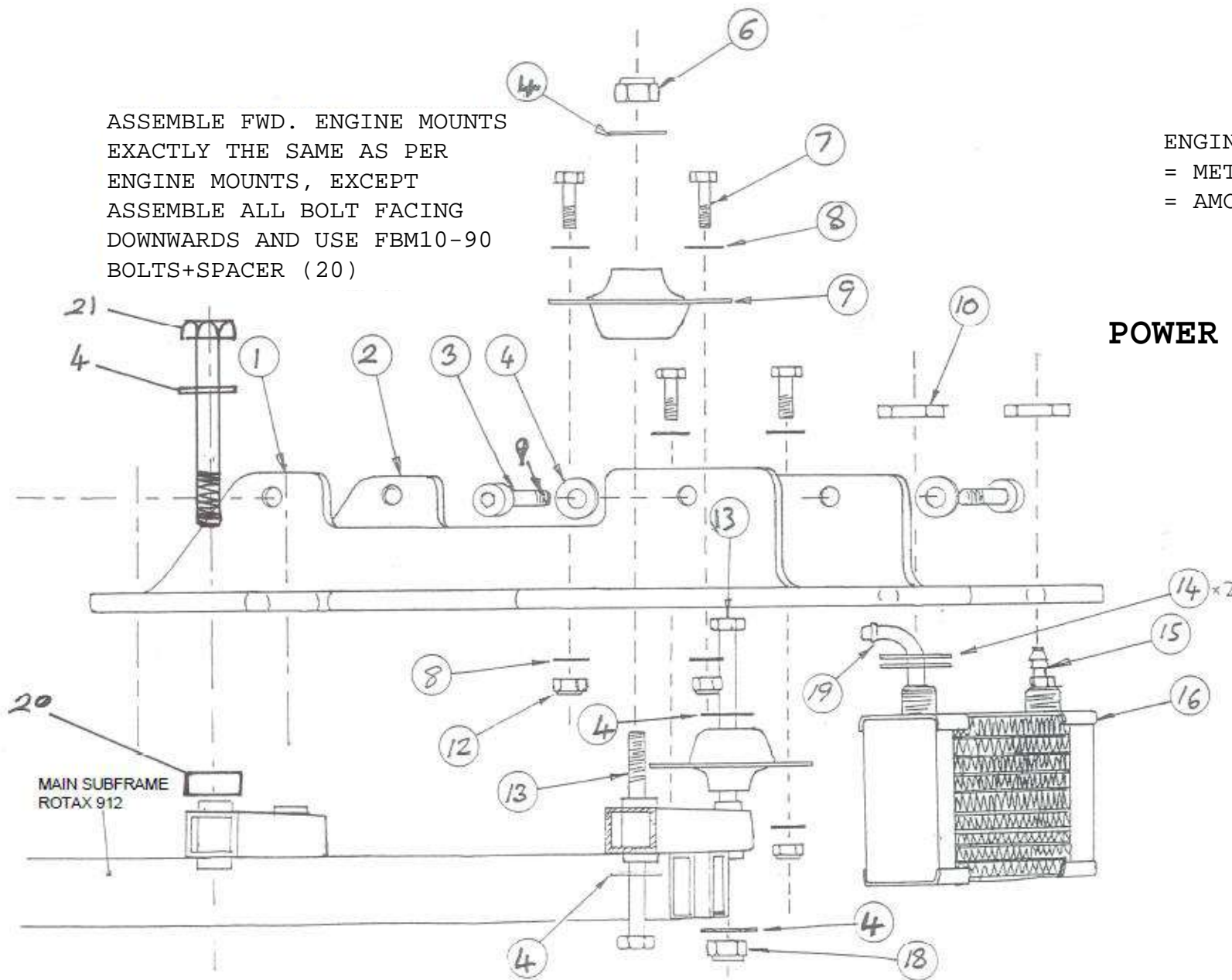
FUEL AND MIXTURE CONTROL SYSTEM

POWER PLANT SUB ASSEMBLY

Item Number	Description	Units Per Assembly	Part number
1	M8 STIFF NUT	8	WITH ENGINE
2	STBD REAR EXHAUST PIPE	1	TQU-20320
3	STBD FRONT EXHAUST PIPE	1	TQU-20330
4	PORT FRONT EXHAUST PIPE	1	TQU-20310
5	FERRULE	2	RF2-CCU
6	EXHAUST SPRING	8	938-795
7	M5x30 HEX BOLT	2	FBM5-30
8	M5 T3LP WASHER	4	FWM5-B
9	M5 NYLOC NUT	2	FNM5-NP
10	BACKUP CABLE	A/R	RW1.5-SSC
11	RADIATOR BRACKET LH	1	ZMS-259
12	M5 T3LP WASHER		FWM5-B
13	ROTAX 912 SILENCER	1	WITH ENGINE
14	RADIATOR BRACKET RH	1	ZMS-260
15	PORT REAR EXH PIPE	1	TQU-20300
16	M8 DOMED SOCKET BOLT	2	FMS8-15
17	M8 SKIFFY WASHER	2	PMC-SB8
18	GROMMET	8	PMM-008
19	METRO RADIATOR	1	ELR-002
20	BOTTOM RADIATOR BRACKET	1	ZMS-185
21	GROMMET		PMM-008
23	ENGINE	1	PP912/1
24	CABLE TIE	1	HTW-002
25	OVERFLOW TUBE	0.5M	EFLH-3
26	EXPANSION BOTTLE	1	030-940
27	STRAP	1	ZMS-335
28	M10 SPRING WASHER	1	005-830
29	M10x20 SKT SCREW	1	FCM10-20

ASSEMBLE FWD. ENGINE MOUNTS
 EXACTLY THE SAME AS PER
 ENGINE MOUNTS, EXCEPT
 ASSEMBLE ALL BOLT FACING
 DOWNWARDS AND USE FBM10-90
 BOLTS+SPACER (20)

ENGINE MOUNT PART 9 (100640)
 = METALATIK 17/482-IMN45
 = AMC 137010

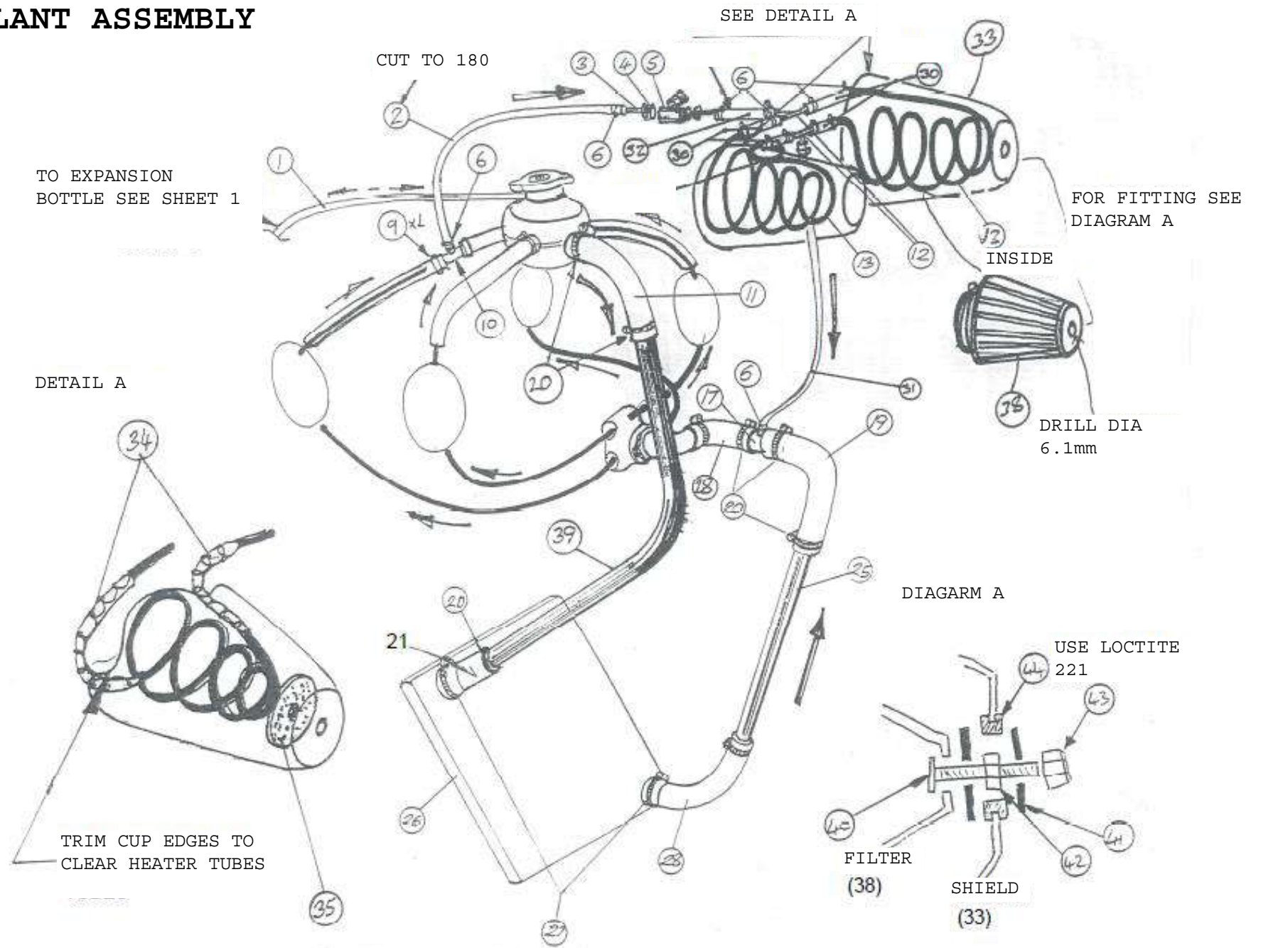


POWER PLANT ASSEMBLY

POWER PLANT ASSEMBLY

Item Number	Description	Units Per Assembly	Part number
1	ENGINE MOUNT ANGLE LH	1	ZPL-023
2	ENGINE MOUNT ANGLE RH	1	ZPL-022
3	M10x35 CAP HEAD BOLT	4	FBM10-35
4	M10 WASHER	20	FWM10-B
6	M10 'T' TYPE NYLOCK NUT	4	FNM10-NT
7	M8x20 HEX BOLT	8	FWM8-B
8	M8 WASHER	16	100640
9	METALASTIK MOUNT	4	FNM5-NP
10	M22 THIN NUT (WITH OIL COOLER)	2	242-871
12	M8 'T' TYPE NYLOCK NUT	8	FNM8-NT
13	M10x80 HEX BOLT	2	FBM10-80
14	M22x1.5mm WASHER	3	FWM24-B
15	OIL COOLER NIPPLE	1	WITH ENG
17	OIL COOLER	1	WITH ENG
18	M10 'T' TYPE NYLOCK NUT	1	FNM10-NT
19	OIL COOLER 90DEG CONN. (WITH OIL COOLER)	AR	924-218
20	10mm SPACER	2	032-315
21	10mm x 90 BOLT	2	FBM10-90

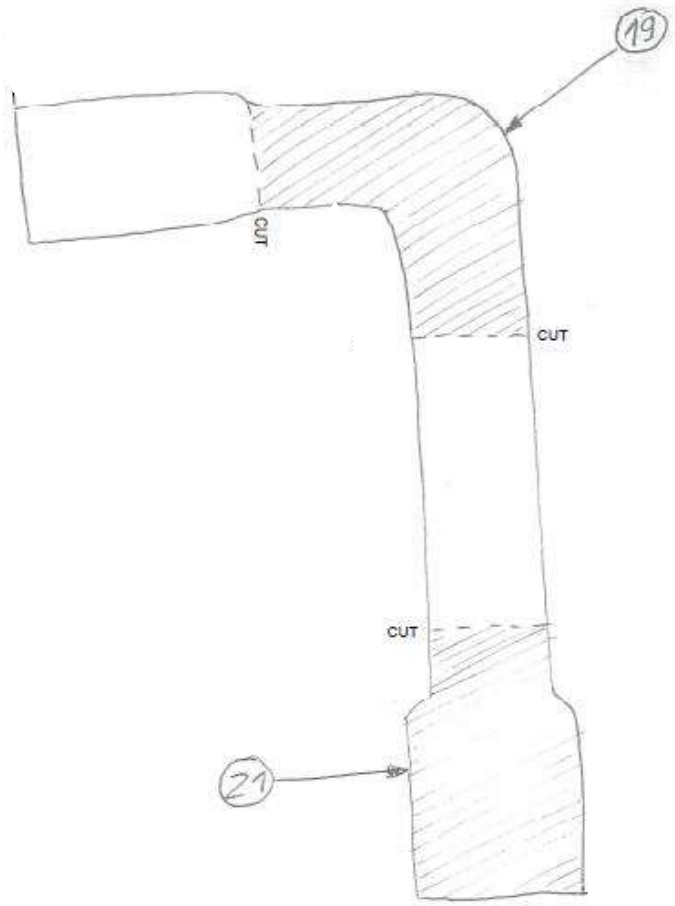
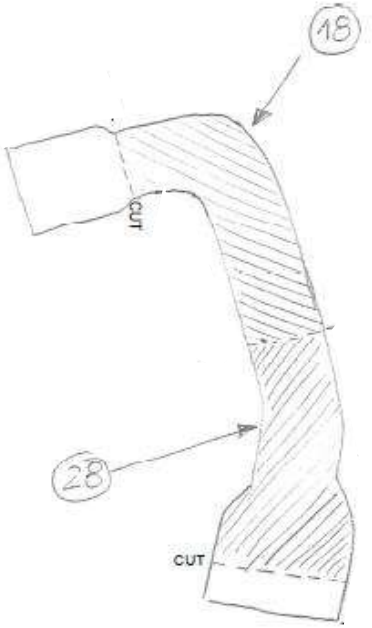
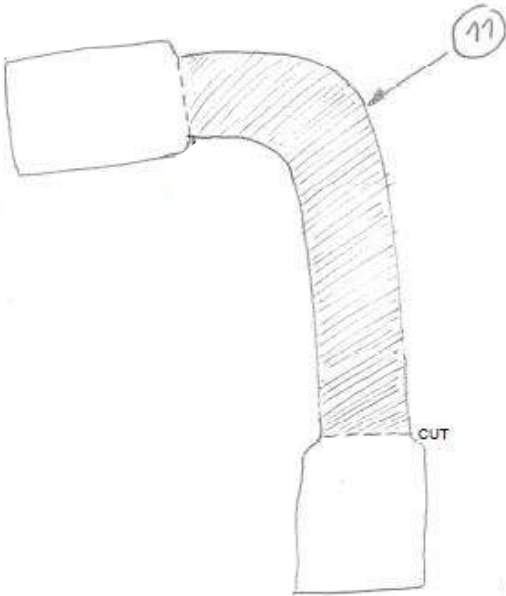
POWER PLANT ASSEMBLY



COOLING SYSTEM AND CARB HEATER

INTENTIONALLY LEFT BLANK

POWER PLANT ASSEMBLY

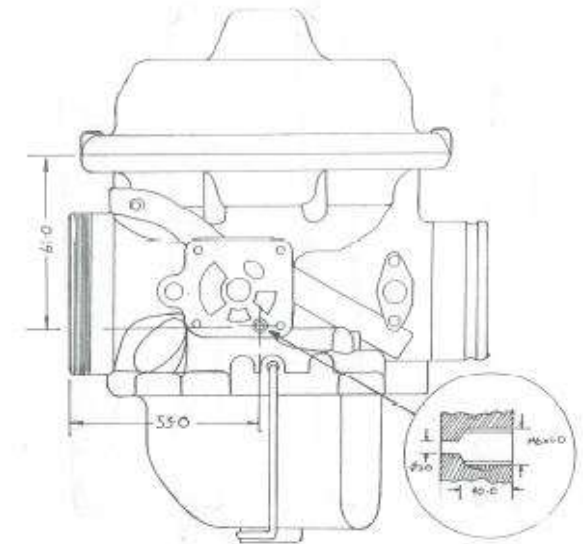


POWERPLANT ASSEMBLY

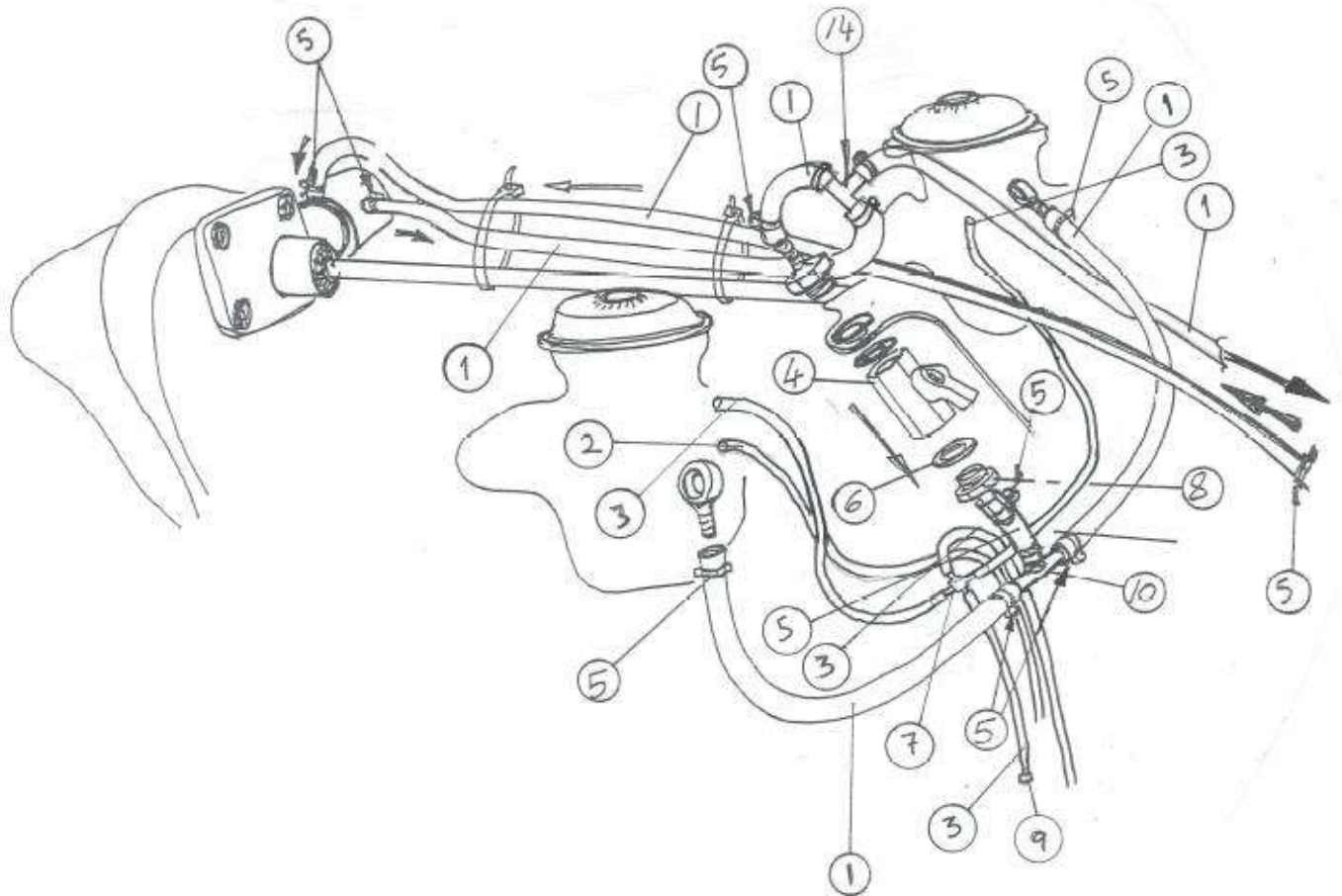
Item Number	Description	Units Per Assembly	Part number
1	EXPANSION TUBE	1M	PTM4-001
2	RUBBER FUEL HOSE 150°C MAX	2M	EFLH-002
3	WASHER	1	FW3-12
4	M5x35 HEX BOLT	1	FBM5-35
5	IN LINE FUEL TAP	1	EFLC-7
6	HOSE CLAMP	14	HCM12-001
9	HOSE CLAMP 16/25mm	2	HCJ-004
10	CARB HEAT OUTLET TAPPING	1	PPCH-001
11	PIPE	1	ELH-002
12	TEE PIECE	2	EFLC-008
13	HEAT EXCHANGER COIL	2	PPCH-002
17	CARB HEAT INLET TAPPING	1	PPCH-003
18	PIPE	0.5M	ELH-002
19	PIPE	0.5M	ELH-002
20	HOSE CLAMP 25/35mm	9	HCJ-004
21	PIPE	0.5M	ELH-002
25	RADIATOR HOSE	1	ZMA-073
26	RADIATOR (MODIFIED)		ELR-004
27	HOSE CLAMP 30/40mm	2	HCJ-002
28	PIPE	0.5M	ELH-002
29	RUBBER HOSE SLEEVE 50mm	1	
30	RUBBER FUEL HOSE CUT TO 220	4	ELH-002
31	RUBBER FUEL HOSE CUT TO 300	1	ELH-002
32	RUBBER FUEL HOSE CUT TO 100	1	ELH-002
33	INTAKE DRAUGHT SHEILD	2	PPCH-004
34	SPIRAL WRAP SLEEVE	1M	HSW-001
35	NEOPENE PAD	2	PPCH-005
38	K+N AIR FILTER AND CLIP	2	TQB-90523
39	RADIATOR HEADER PIPE	1	ZMA-082
40	BIG HEAD FASTNER CUT TO 21.5mm	2	FMSB-001
41	WASHER	4	FW4-12
42	M6 PLAIN NUT	2	FNM6-G8
43	M6 'T' TYPE NYLOC NUT	2	FNM6-NT
44	GROMMET	2	PMM-008

MIXTURE CONTROL QTM/QUICK 912(S)-MODIFICATION OF RIGHT HAND CARBURATOR

1. REMOVE DIAPHRAGM COVER, DIAPHRAGM, SLIDER, FLOAT BOWL AND FLOATS
2. MARK OFF CENTRE OF COUNTERBORED HOLE ON SURFACE AS SHOWN TO DINENSIONS
3. THROUGH DRILL 3.0 TO VENTURI (TAKE CARE NOT TO STRIKE NEEDLE JET WITH DRILL TIP)
4. COUNTER BORE 5.0 TO DEPTH 10mm
5. TAP M6 x 1.0 THREAD TO DEPTH 10mm
6. DEBURR AND CLEAR ANY SWARF FROM DRILLING AND TAPPING
7. RE-ASSEMBLE CARB
8. SCREW ZMS-258 (M6 NIPPLE) INTO TAPPED HOLE WITH LOCTITE 221 TO RETAIN FITTING



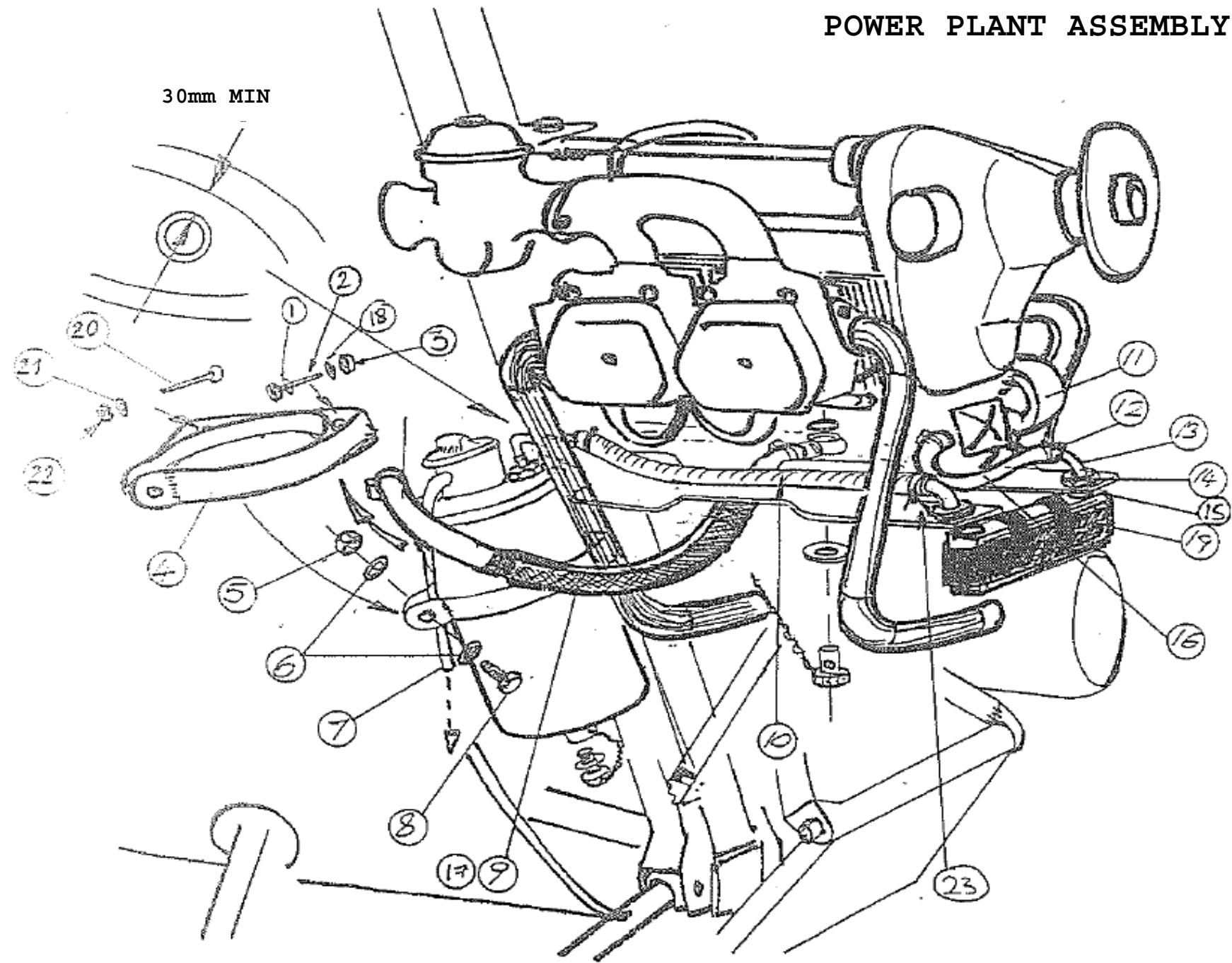
POWER PLANT ASSEMBLY



POWER PLANT ASSEMBLY

Item Number	Description	Units Per Assembly	Part number
1	FUEL HOSE		EFLH-002
2	STATIC SOURCE TUBE		EFLH-007
3	CARBURATOR VENT TUBE		PTI2-001
4	FUEL TAP	1	EFLC-3
5	HOSE CLAMP	12	HCM12-001
6	FIBRE WASHER	3	HTW-001
7	CROSS UNION FROM MIXTURE CONTROL KIT	1	
8	1/4" BSP SPIGOT	2	EFLC-2
9	RESTRICTOR JET FROM MIXTURE CONTROL KIT	1	
10	STEEL 'T' PIECE	2	EFLC-8
11	100MM BLACK TY WRAPS	10	HTW-002
12	260MM WHITE TY WRAPS	5	HTW-003
13	M6 NIPPLE	1	ZMS-285
14	BYPASS TEE	1	YQC-141

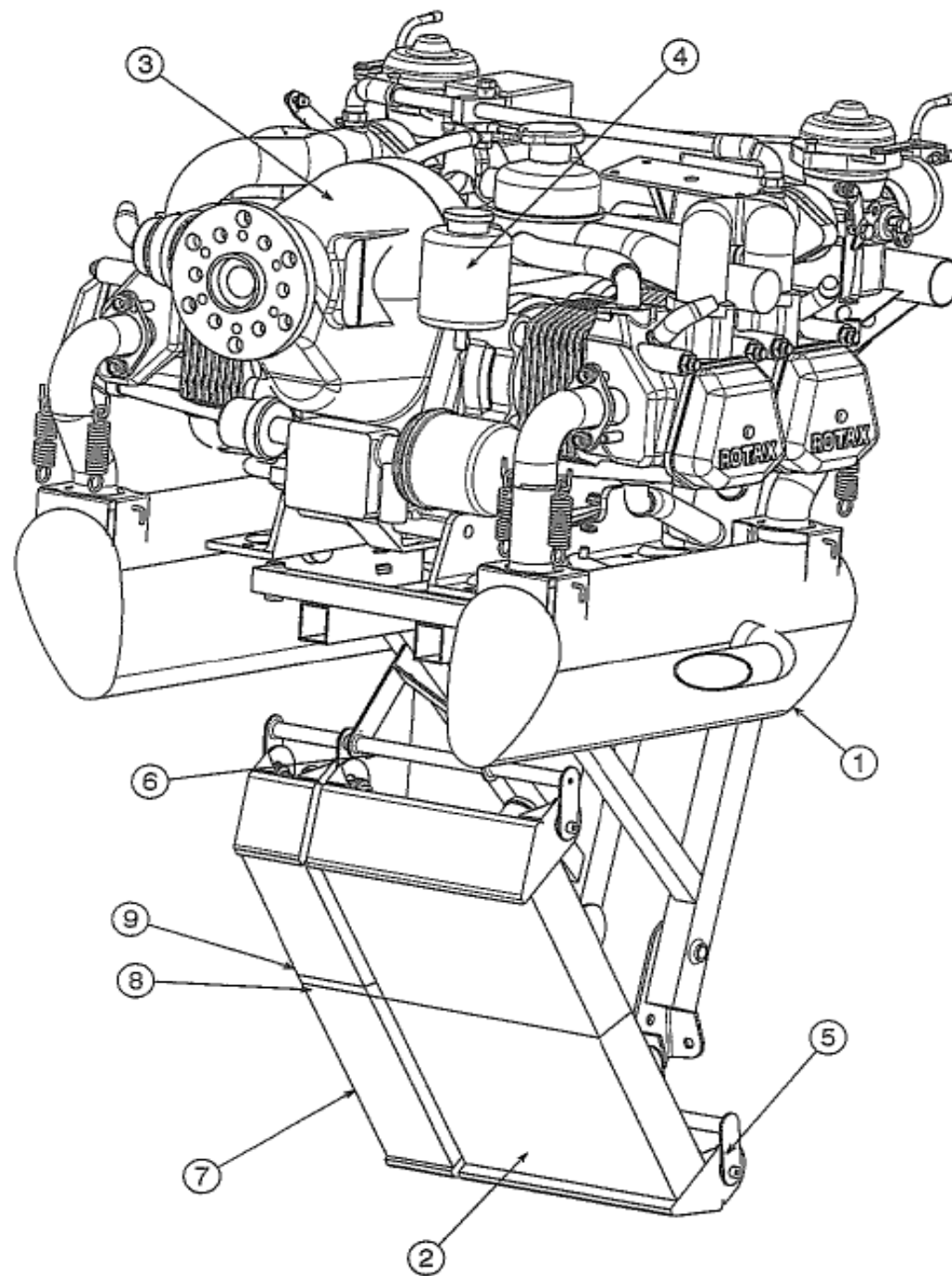
POWER PLANT ASSEMBLY



POWER PLANT ASSEMBLY

Item Number	Description	Units Per Assembly	Part number
1	WASHER	1	FW3-12
2	M5x35 HEX BOLT	1	FBM5-35
3	ME 'P' TYPE NYLOC NUT	1	FNM5-NP
4	OIL BOTTLE CLAMP	1	TQB-15275
5	M8 'P' TYPE NYLOC NUT	1	FNM8-NP
6	8mm WASHER	2	FWM8-B
7	OIL BREATHER TUBE	0.3M	EFLH-7
8	8mm HEX BOLT	1	FBM8-30
9	RETURN HOSE	540mm	958390
10	FEED HOSE	400mm	958390
11	OIL FILTER		825701
12	HOSE CLAMP 25/35mm	2	HCJ-002
13	OIL COOLER ELBOW	2	924218
14	THIN NUT OIL COOLER		886025
15	OIL COOLER		886025
16	INLET HOSE	550mm	858390
17	FIRE SLEEVE	300mm	ELH-004
18	M5 FORM B WASHER	1	FWM5-B
19	OIL RADIATOR COVER	1	RAD-001
20	M6x35mm C/SUNK SKT CAP	1	FMS6-35
21	1/4" T4LP WASHER	1	FW4-T4
22	M6 NYLOC NUT 'T' TYPE	1	FNM6-NT
23	WIRE LOCKING	AR	

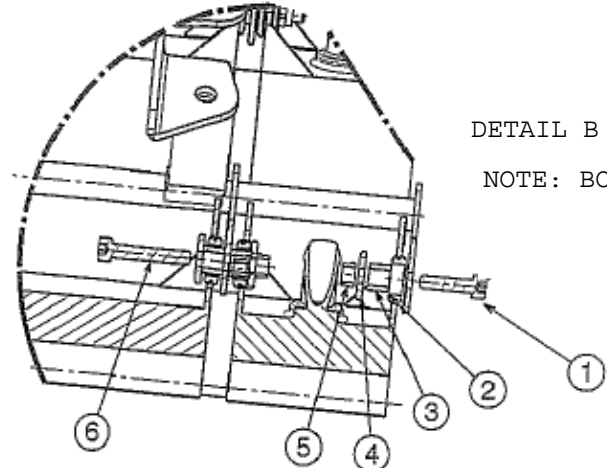
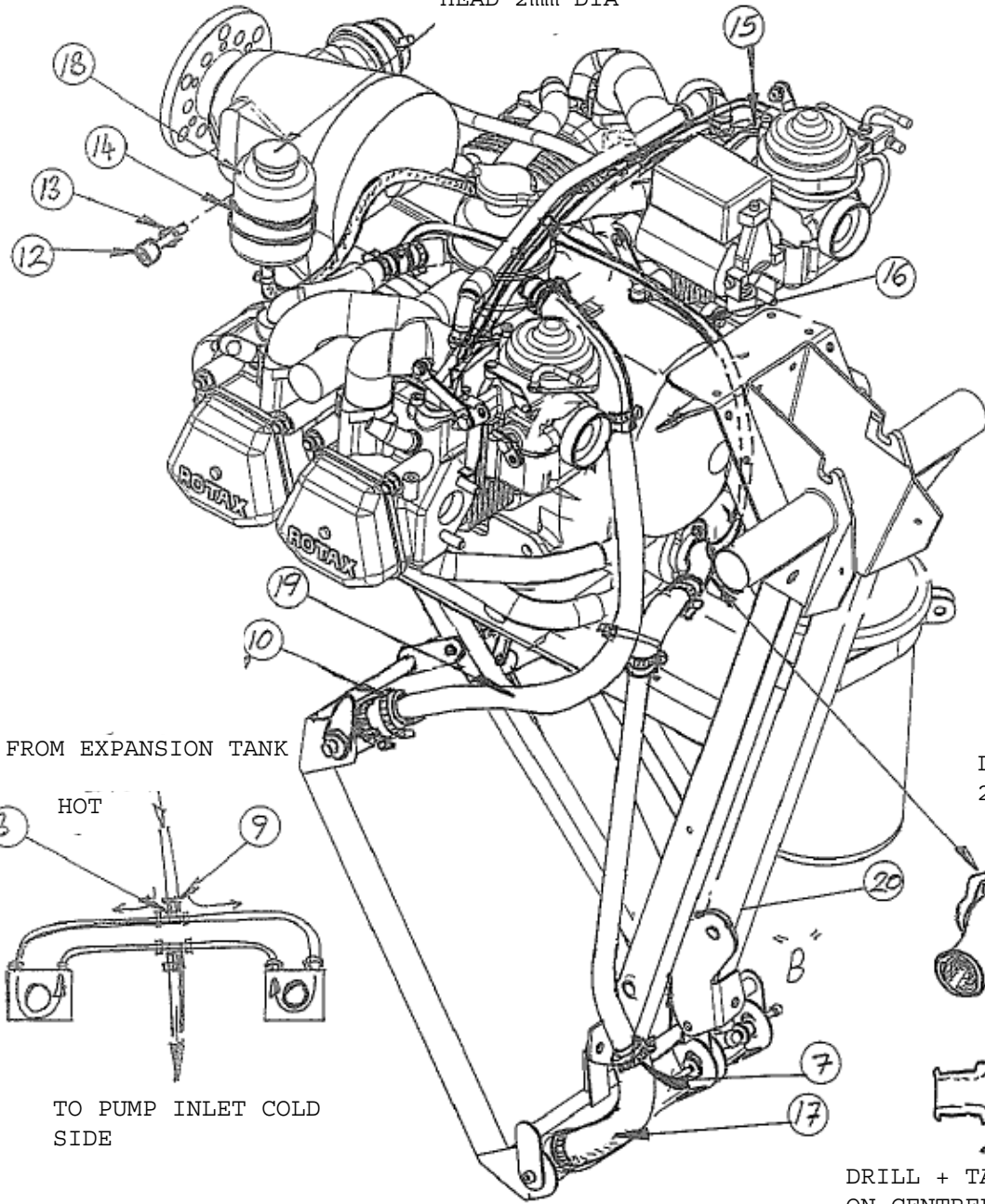
POWER PLANT ASSEMBLY



POWER PLANT ASSEMBLY

Item Number	Description	Units Per Assembly	Part number
1	TWIN EXHAUST ASSEMBLY	1	EXH-039
2	RADIATOR	1	ELR-004
3	ROTAX 912 UL OR 912-S UL ENGINE	1	PP-912E/1
4	EXPANSION BAOTTLE	1	030-940
5	LOWER RADIATOR MOUNT	1	ZMS-340
6	UPPER RADIATOR MOUNT	1	ZMS-341
7	OIL COOLER	1	ELR-005
8	MAIN COVER	1	
9	OIL COOLER COVER	1	

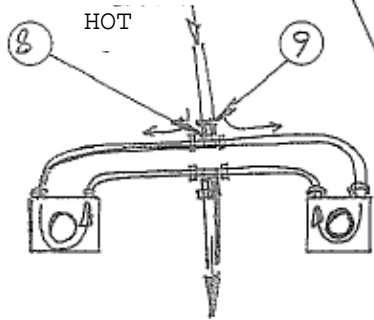
DRILL CAP
HEAD 2mm DIA



DETAIL B
NOTE: BOTTOM MOUNT SHOWN

POWER PLANT ASSEMBLY

FROM EXPANSION TANK



TO PUMP INLET COLD
SIDE

LOCTITE 243 OR
221

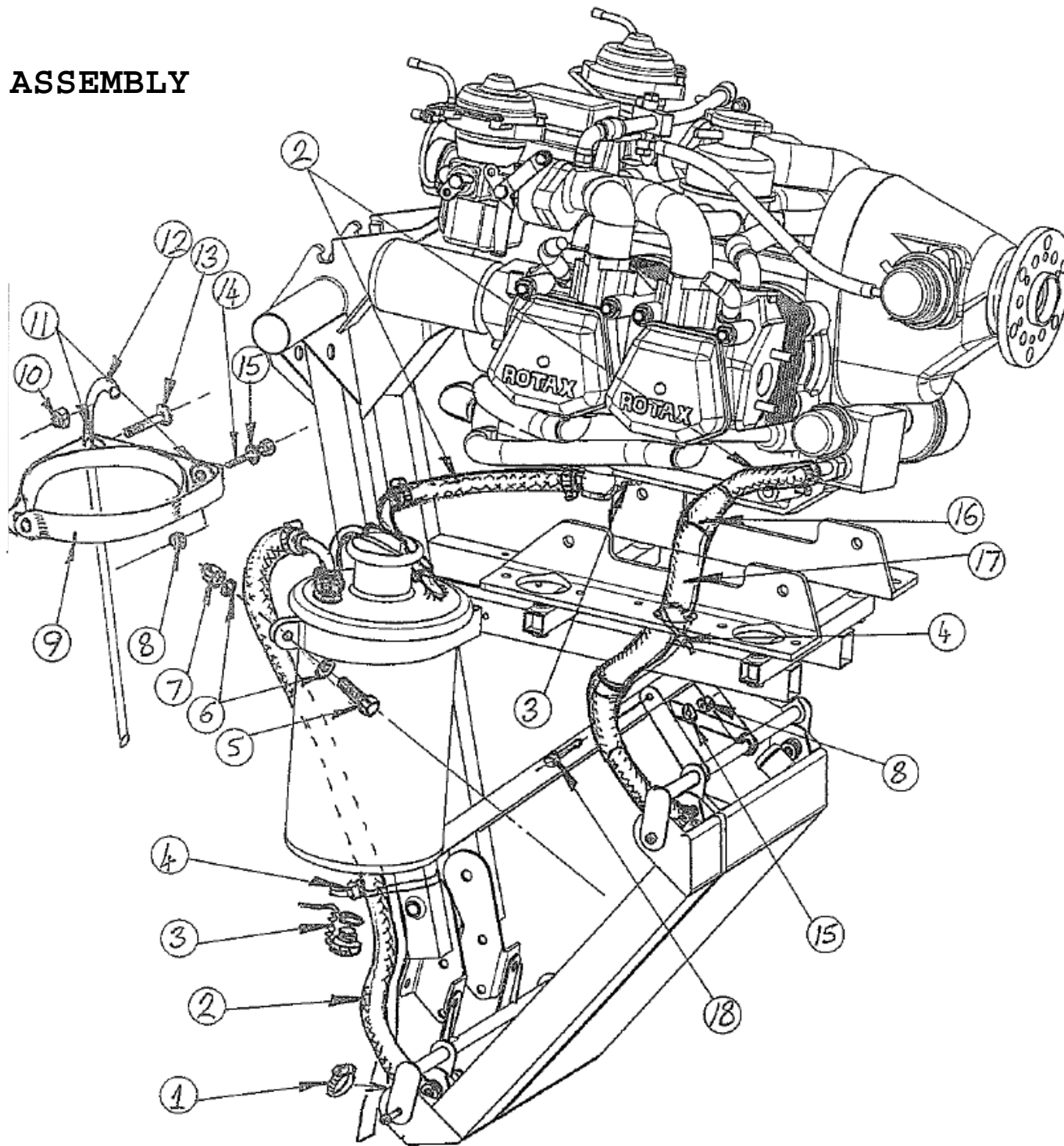


DRILL + TAP 40 DEGREE
ON CENTRELINE
1/8" BSP OR NPT

POWER PLANT ASSEMBLY

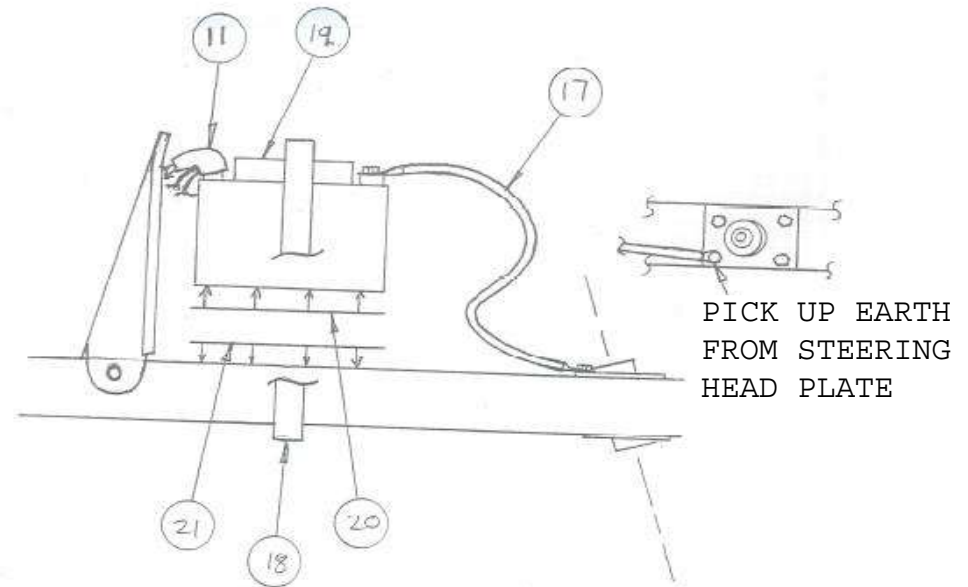
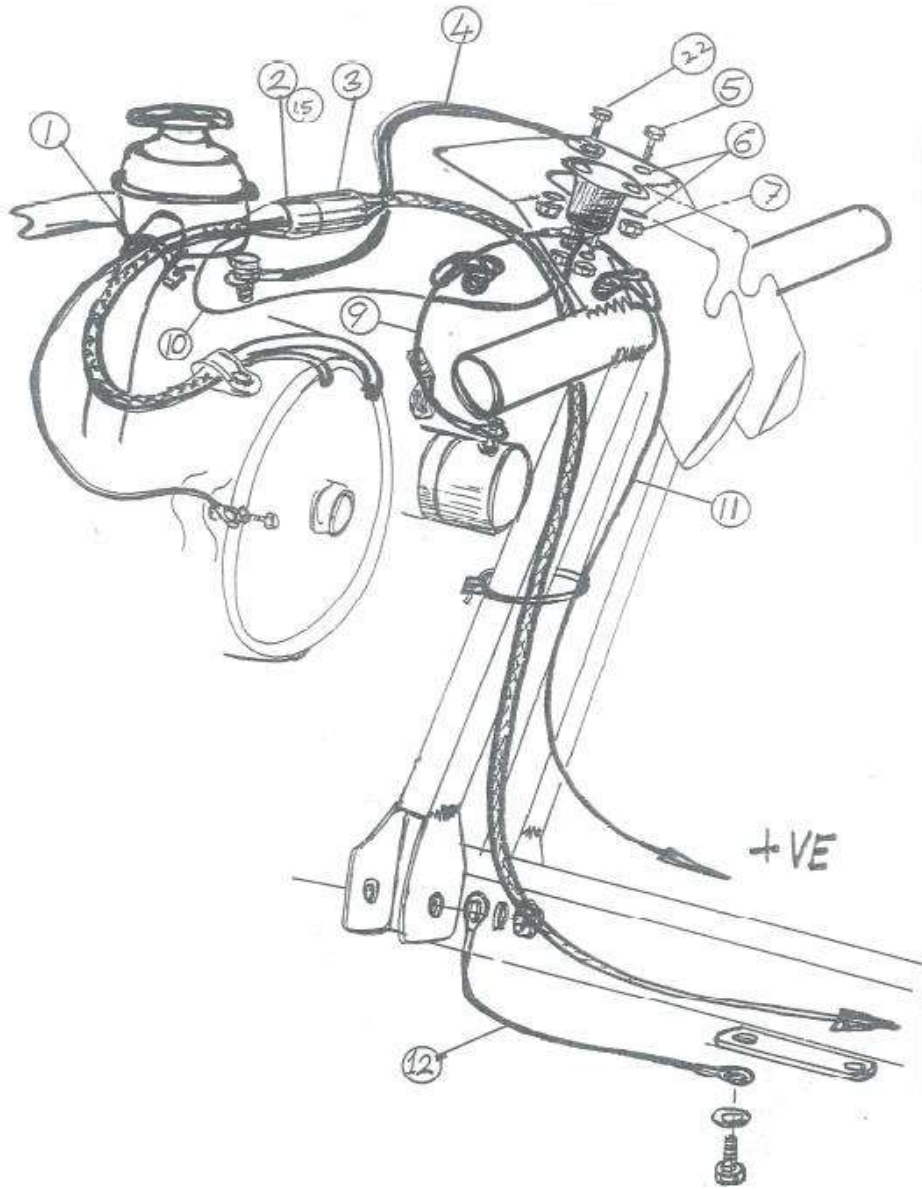
Item Number	Description	Units Per Assembly	Part number
1	M5X20 HEX BOLT	4	FBM6-20
2	GROMMET	8	PMM-008
3	BUSH	8	ZMS-311
4	M5x16 WASHER	8	FW3-12
5	M5 'T' TYPE NYLOC NUT	8	FNM5-NT
6	M5X30 HEX BOLT	2	FBM5-30
7	HOSE CLAMP 25-35mm	12	HCJ-004
8	1/4" METAL TEE	2	EFLC-008
9	HOSE CLAMP	12	HCM12-001
10	25mm BORE HOSE	0.1m	EFTC-007
11	CARBEAT INLET TAPPING	1	PPCH-003
12	M10 CAP HEAD SCREW	1	FCM10-20
13	M10 SPRING WASHER	1	FWM10-SW
14	STRAP COOL BOTTLE	1	ZMS-335
15	CARB HEAT BLOCK	2	SHROVE MK2
16	1/4" BORE HOSE	3m	EFLH-002
17	25mm BORE BENT HOSE	4	030-909
18	COOLANT BOTTLE	1	030-940
19	RAD. HEADER PIPE	1	ZMA-172
20	RAD. BOTTOM PIPE	1	ZMA-171
21	COOLANT BOTTLE HOSE	0.4m	EFLH-003

POWER PLANT ASSEMBLY



POWER PLANT ASSEMBLY

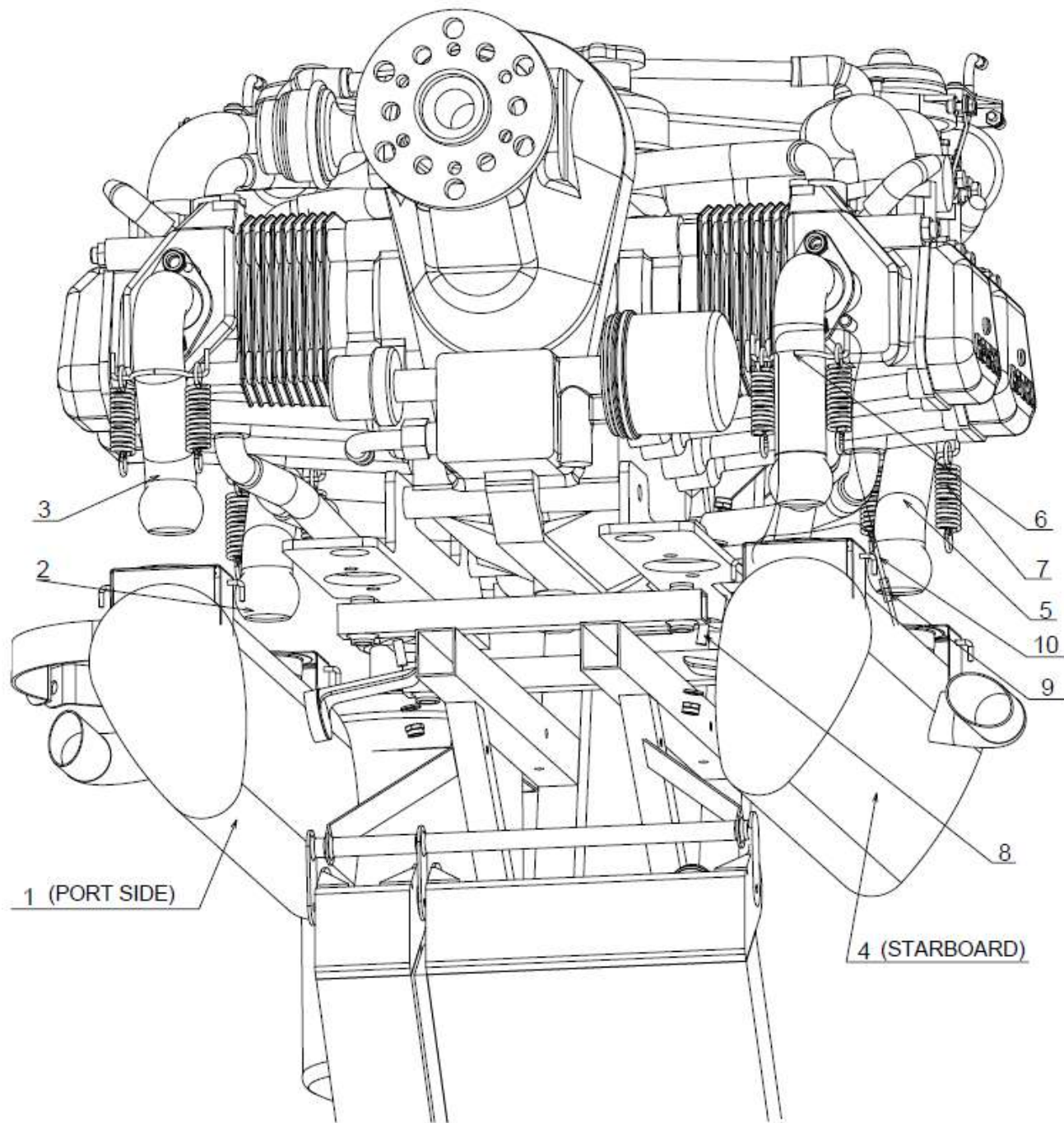
Item Number	Description	Units Per Assembly	Part number
1	HOSE CLAMP 25-35mm	6	HCJ-002
2	OIL HOSE 1/2" BORE	2m	858-390
3	WIRE LOCKING	0.2m	RW-SW
4	TYWRAP	2	HTW-006
5	M8x8.8 HEX BOLT	1	FBM8-30
6	M8 WASHER	1	FWM8-B
7	M8 'P' TYPE NYLOC NUT	1	FNM8-NP
8	M5 'P' TYPE NYLOC NUT	3	FNM5-NP
9	OIL BOTTLE CLAMP	1	TQB-15275
10	M6 'T' TYPE NYLOC NUT	1	FNM6-NT
11	M6 WASHER	2	FW4-12
12	BREATHER TUBE	0.4m	EFLH-8
13	C/SUNK M6 SCREW	1	FMS6-40
14	M5x35 HEX BOLT	1	FBM5-35
15	M5 WASHER	3	FWM5-B
16	HEAT SHRINK	0.2	
17	FIRE SLEEVE	0.2	ELH-004
18	M5x30 HEX BOLT	2	FBM5-30



**POWER PLANT ASSEMBLY
BATTERY AND ELECTRICS**

POWER PLANT ASSEMBLY

Item Number	Description	Units Per Assembly	Part number
1	CABLE TIE	5	HTW-002
2	CONNECTOR PLUG	1	LT-008
3	LOOM	1	TQU-16534
4	EARTH STRAP	1	LC-032
5	6mm HEX BOLT	1	FBM6-16
6	6mm WASHER	4	FW4-T3
7	6mm NYLOCK NUT	2	FNM6-NT
9	STARTER MOTOR CABLE	1	LC-031
10	SOLENOID LEAD	1	LC-012
11	SOLENOID POWER CABLE	1	LC-050
12	EARTH STRAP	1	LC-030
15	CRIMP CONTACTS	10	LT-012
17	EARTH CABLE	1	LC-029
18	BATTERY STRAP	1	TQB-18150
19	BATTERY	1	LB-004
20	VELCRO 50mm LOOP	150mm	VW50-004
21	VELCRO 50mm HOOK	150mm	VW50-044
22	6mm HEX BOLT	1	FBM6-20



CKT EXHAUST SUB-ASSEMBLY

POWER PLANT ASSEMBLY

3

2

1 (PORT SIDE)

6

7

5

10

9

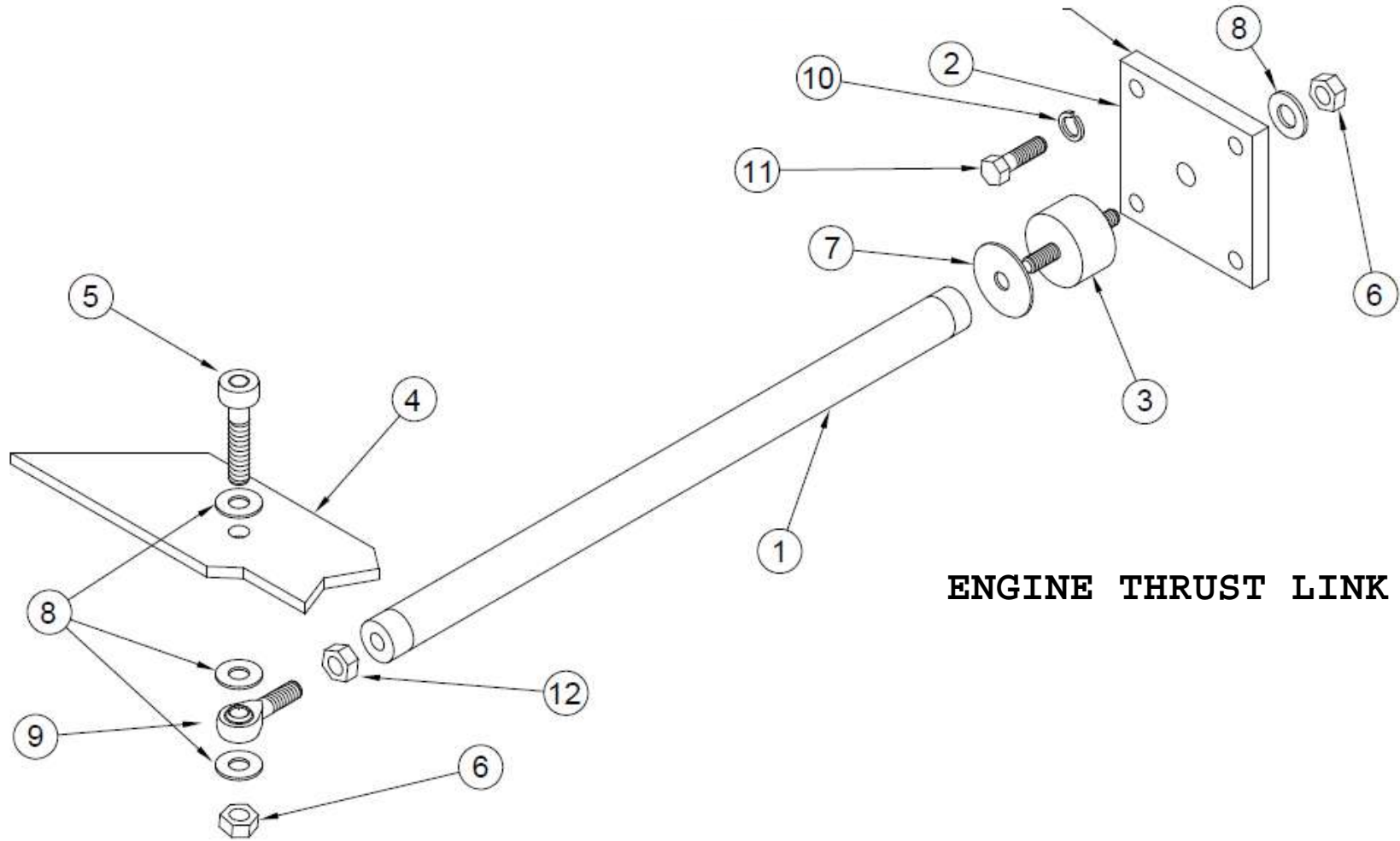
8

4 (STARBOARD)

POWER PLANT ASSEMBLY

Item Number	Description	Units Per Assembly	Part number
1	PORT SILENCER	1	87-2029
2	PORT FRONT DOWNPIPE	1	70-398-2029
3	PORT REAR DOWNPIPE	1	71-363-2029
4	STARBOARD SILENCER	1	87-2030
5	STARBOARD FRONT DOWNPIPE	1	72-414-2030
6	STARBOARD REAR DOWNPIPE	1	73-337-2030
7	SPRING	1	06-657
8	AV MOUNT C/W M6 NYLOC NUTS	4	RNT-1
9	TERMINAL BLOCK C/W SCREWS	2	TERM-1
10	SAFTEY CABLE	8	RWSS-1.5

ADAPTER PLATE BOLTED TO GEAR BOX

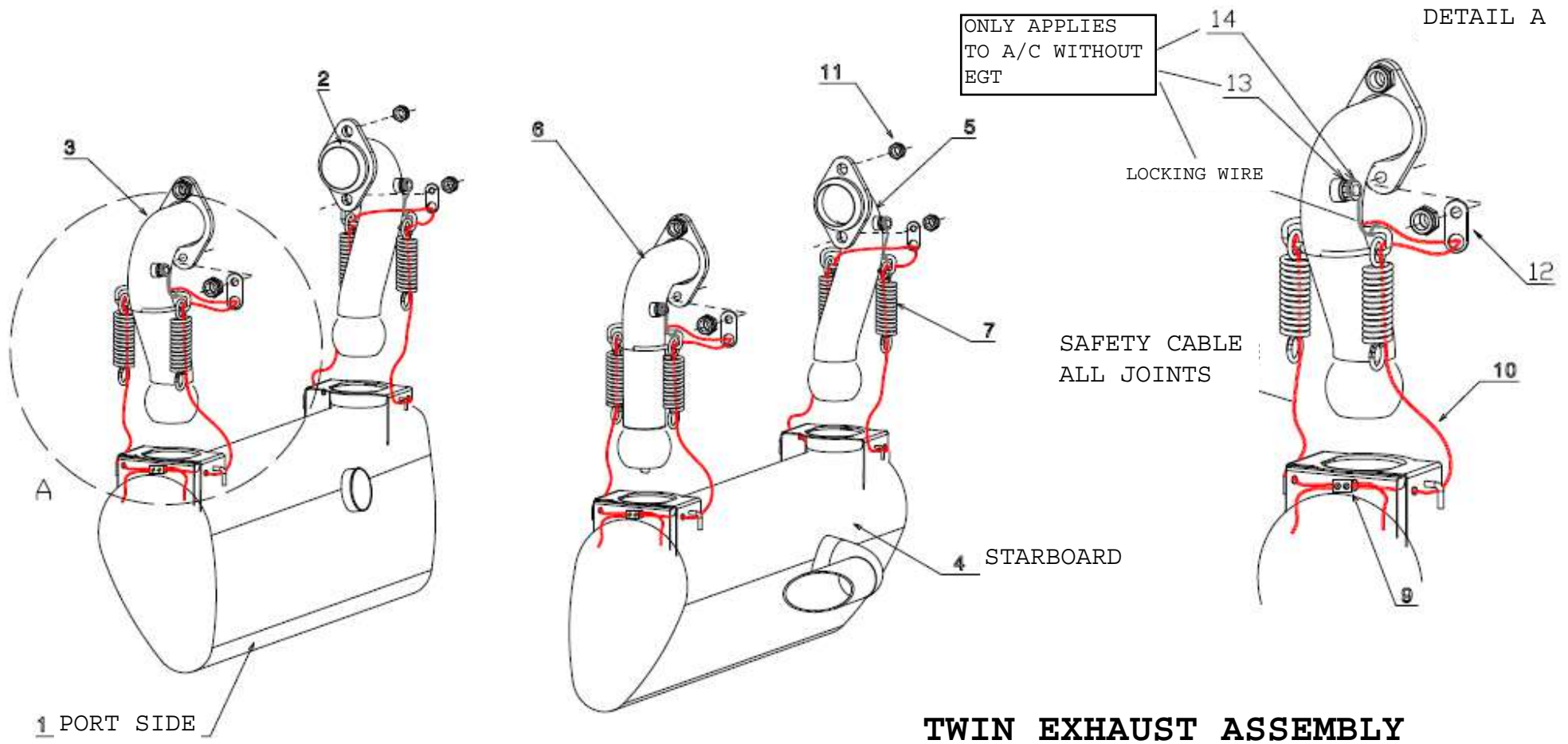


ENGINE THRUST LINK

NOTE: USE A MILD THREAD
LOCK ON ALL THREADS NOT
FIXED WITH NYLOC NUTS

ENGINE THRUST LINK

Item Number	Description	Units Per Assembly	Part number
1	ENGINE THRUST LINK 912	1	ZMS-258
2	912 THRUST LINK ADAPTOR PLATE	1	ZMS-262
3	RUBBER MOUNT	1	EVI-007
4	MAIN SUB FRAME		ZMS-253
5	CAP HEAD BOLT M10x35	1	FCM10-35
6	M10 'T' TYPE NYLOC NUT	2	FNM10-NT
7	M10x35x2 WASHER	1	100388
8	M10 WASHER	4	FWM10-B
9	M10 ROD END BEARING	1	BEA-RE-2
10	SPRING WASHER 6mm	4	FWM6-SW
11	M6x20mm SET SCREW	4	FSM6-20
12	M10 MILD STEEL FULL NUT	1	FNM10-GB

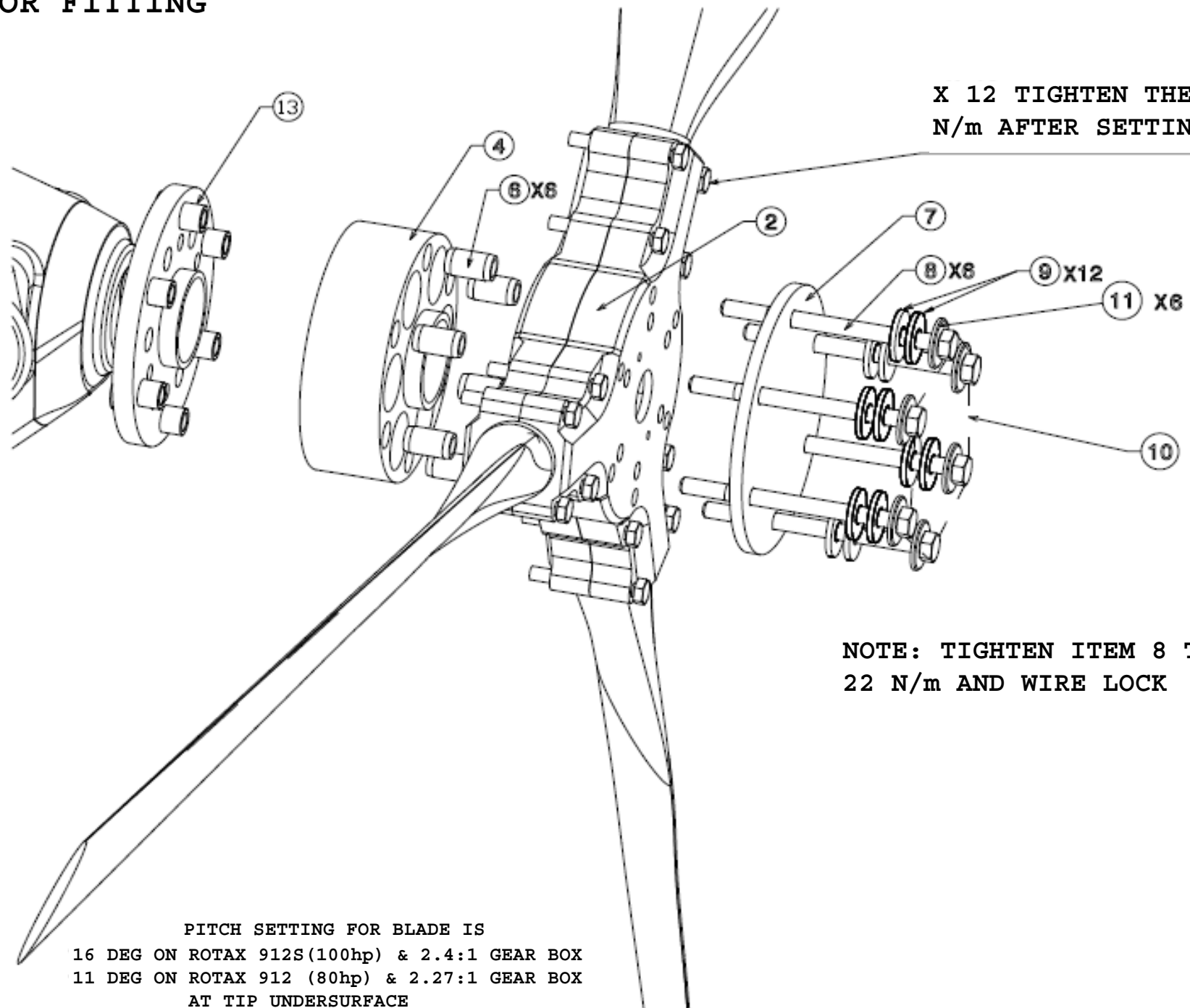


TWIN EXHAUST ASSEMBLY

TWIN EXHAUST ASSEMBLY

Item Number	Description	Units Per Assembly	Part number
1	PORT SILENCER	1	87-2029
2	PORT FRONT DOWNPIPE	1	70-398-2029
3	PORT REAR DOWNPIPE	1	71-363-2029
4	STARBOARD SILENCER	1	87-2030
5	STARBOARD FRONT DOWNPIPE	1	72-414-2030
6	STARBOARD REAR DOWNPIPE	1	73-337-2030
7	SPRING	1	06-657
9	TERMINAL BLOCK C/W SCREWS	2	TERM-1
10	SAFTEY CABLE	2M	RW2-SS
11	STIFF NUT	8	842-950
12	CONTROL FRAME TANG	4	ZMS-177
13	GASKET RING A 8x13	4	SKY-950141
14	M8 X 1 EGT SENDER BLANK	4	941-615

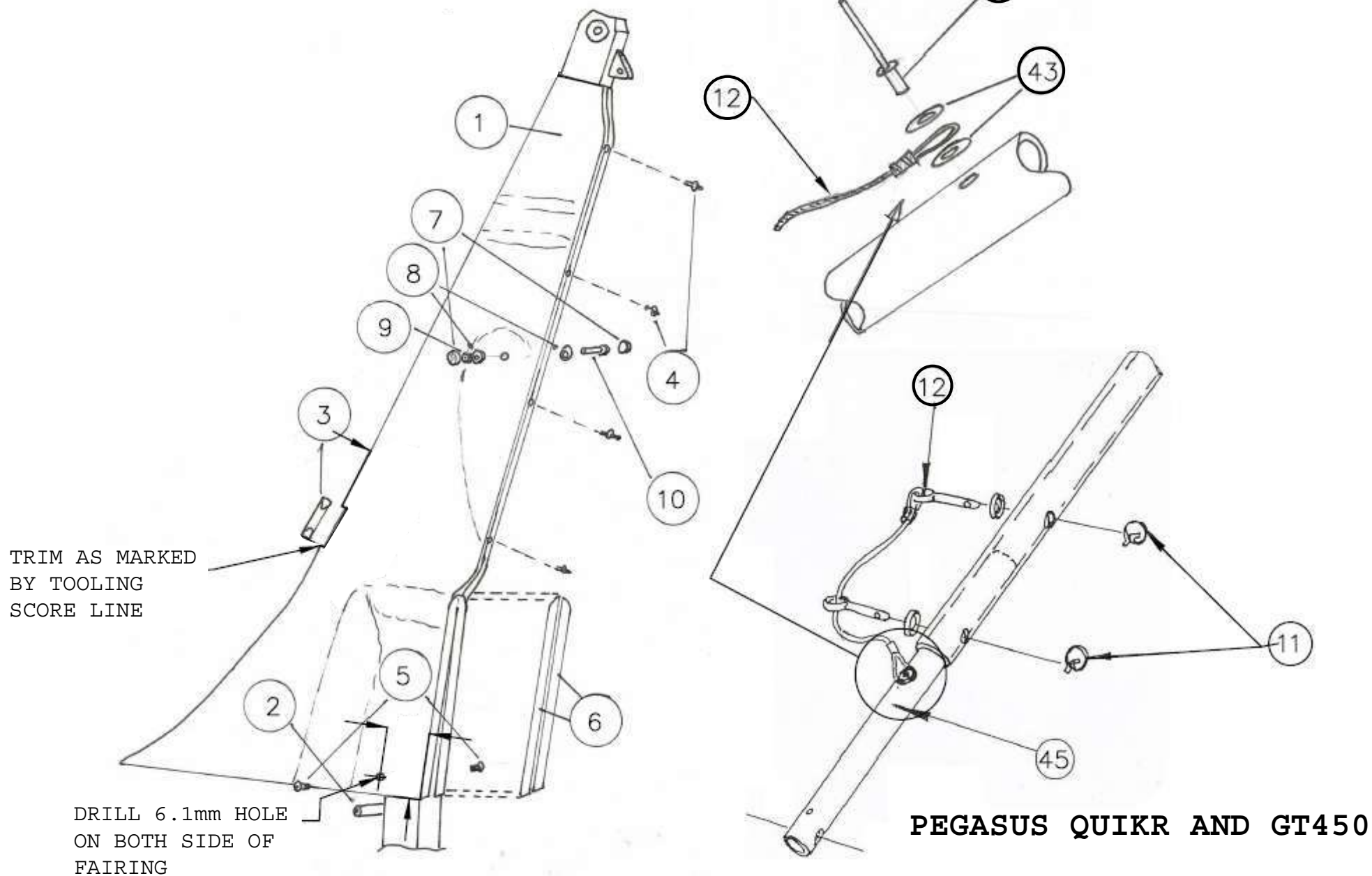
PROPELLOR FITTING



PROPELLOR FITTING

Item Number	Description	Units Per Assembly	Part number
2	WARP DRIVE PROP HUB	1	YQC-002
4	40mm PROP SPACER	1	YQC-181
6	DRIVING DOGS	6	YQC-182
7	WARP DRIVE PROP DISC	1	PROPDISC
8	M8x120 DRILLED HEX HD BOLT	6	FBM8-120D
9	MS WASHER	12	FW5-10
10	S.STEEL LOCKING WIRE	1M	RW-SW
11	MS STEEL BELVILLE WASHER	6	FWM8-BEL
12	M8 NYLOCKS THIN TYPE	6	FNM8-NT
13	ROUND KNECK NUTSERT M8	6	842-634

QUIK FAIRING



INTENTIONALLY LEFT BLANK

QUIK FAIRING

PUSH FIT ITEM 48 THRU
PRE-DRILLED \varnothing 4.2 HOLES
IN ITEM 42

DETAIL A


48 x 4 31 x 4

49 x 4

DETAIL A

DETAIL A

FOR DETAIL REFER
INSTRUMENT PANEL
ASSEMBLY

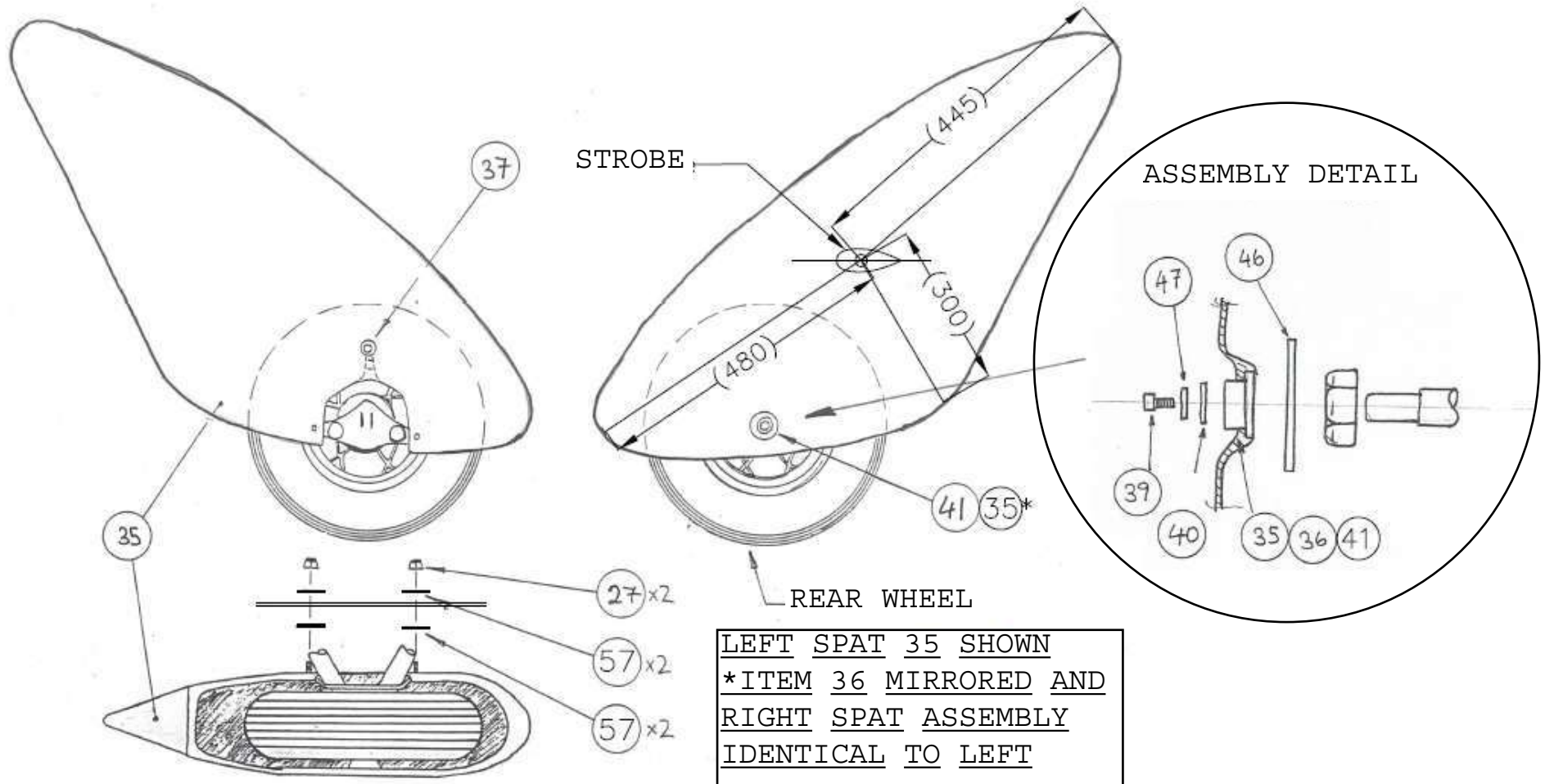


PEGASUS QUIKR AND GT450

QUIK FAIRING

Item Number	Description	Units Per Assembly	Part number
1	QUIK PYLON FAIRING	1	YQC-201
2	PYLON FAIRING SPACER BRACE	1	ZMP-127
3	QUIK FAIRING RIGGING STOP	1	ZMP-128
4	SCREW RIVET-BLACK PLASTIC	4	FMSR-001
5	M6x16 SOCKET HEAD BUTTON SCREW	2	FSM5-16
6	STICKY BACK VELCRO-CUT 310mm	1	VM-50-004
9	M6 NYLOCK 'T' TYPE	2	FNM6-NT
10	M6x85 HEX HT BOLT	1	FBM6-85
11	1/4" SAFETY SPLIT RING	2	FPSR-001
12	LOWER KEEP PIN ASSY	1	TQU-12300
13	QUIK POD	1	YQD-203
14	QUIK DEFLECTOR SCREEN	1	YQC-204
15	QUIK INSTRUMENTAL PANEL & TOP COWEL PAIR ASSY	1	YQD 201/202
16	QUIK APRON	1	YQC-205
17	QUIK FORK SEALING MEMBRANE	1	TQC-17450
18	BLACK EDGE PROTECTOR		PMM-012
19	PLASTIC SPACER	2	FWP-002
20	M6x16 PLASTIC PAN HEAD SCREW	20	FPS6-16B
21	M6 PLASTIC HEX NUT	18	FPN6-10
22	PAN HEAD SELF TAP SCREW	2	FMSST-001
23	1/4" STEEL WASHER	10	FW4-T3
24	TYE WRAP STICKY MOUNT	16	HTM-001
25	"STEP HERE" PLACARD	1	DP-020
26	LARGE MAIN PLACARD	1	DP-050
27	M6 'T' TYPE NYLOCK NUT	2	FNM6-NT
28	QUIK POD MOUNT SPACER	2	ZSP-046

QUIK FAIRING



PEGASUS QUIKR AND GT450

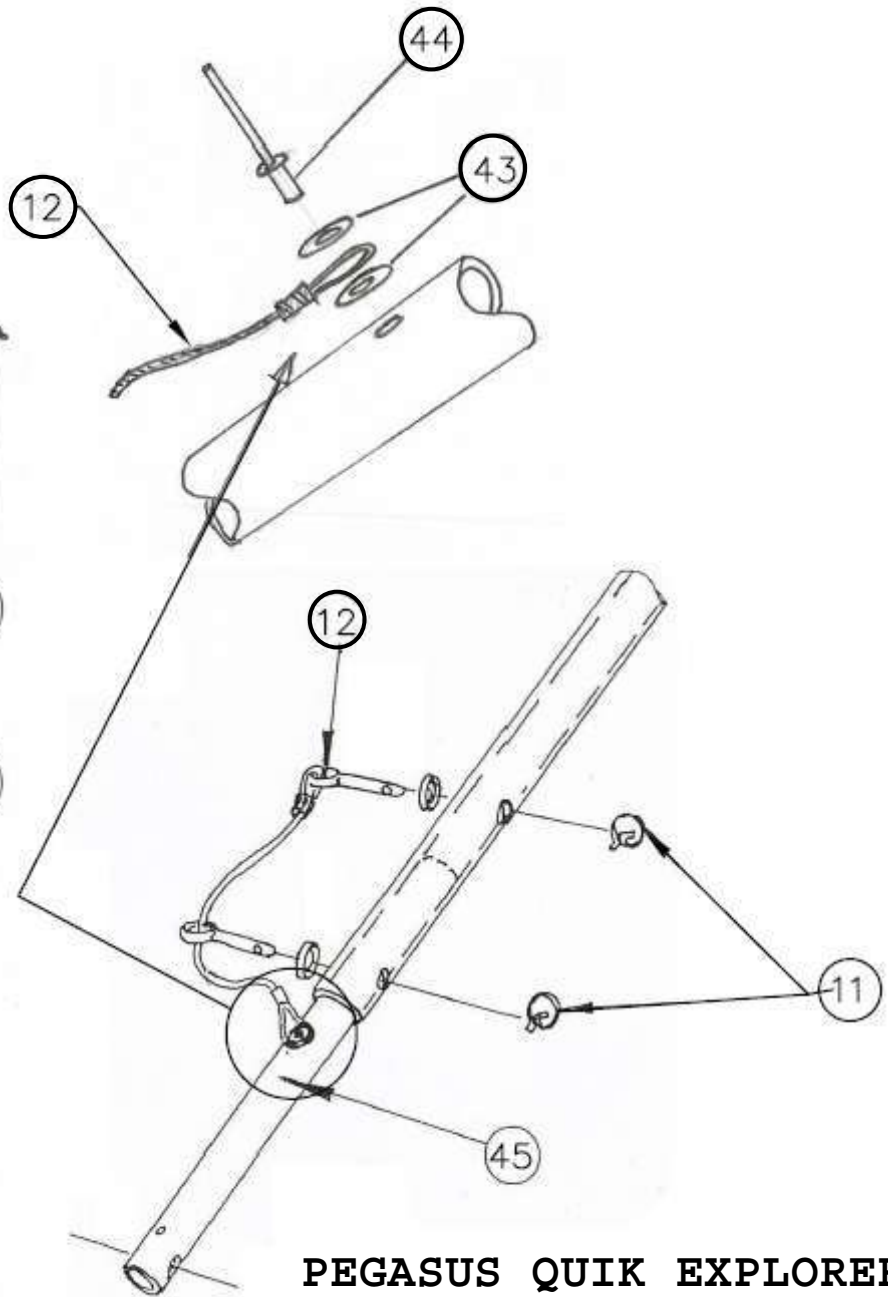
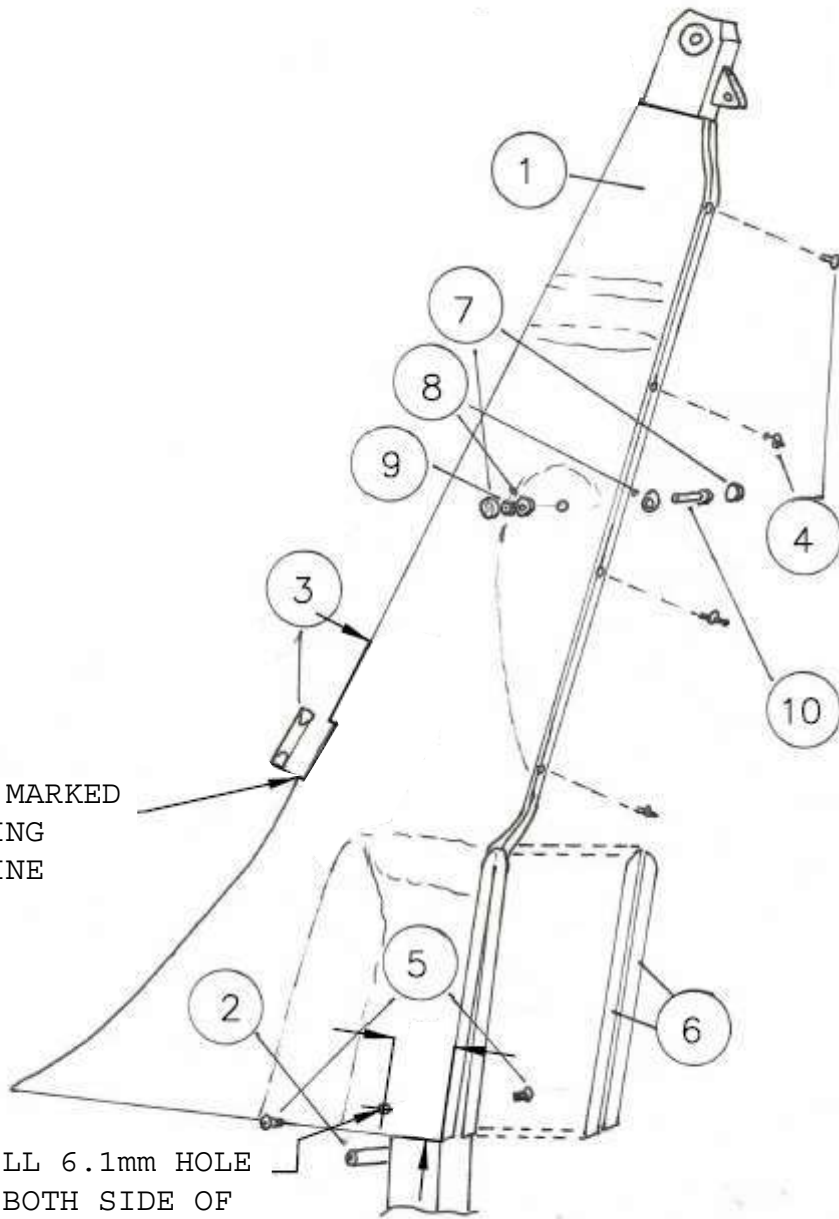
QUIK FAIRING

Item Number	Description	Units Per Assembly	Part number
29	STRUT LOWER RUBBER GROMMET	1	PMM-018
30	M6x90 HEX HT BOLT	1	FBM6-90
31	6mm SKIFFY WASHER	1	PMC-RSB6
32	M6x25 HEX HT BOLT	1	FBM6-25
33	QUIK STATIC PORT	1	ZMS-316
34	CLEAR EDGE PROTECTOR	1	PMM-025
35	QUIK LEFT SPATFIN	1	YQC-207L
36	QUIK RIGHT SPATFIN	1	YQC-207R
37	RUBBER GROMMET	2	PMM-008
38	PLASTIC WASHER	4	FWP-001
39	M5 CAP HEAD SCREW	2	FCM5-16
40	3/16 STEEL WASHER	2	FW3-12
41	PLASTIC SPAT BUSH (PRE-FITTED TO SPAT)	2	ZMP-072
42	WINDSCREEN UPPER SECTION	1	YQD-204U
43	M5 FORM B WASHER	2	FWM5-B
44	3/16 x 3/8 MONEL POP RIVET	1	FR6-12-001
45	FRONT STRUT LOWER COMPLETE	1	TQU-12200
46	12mm M/S FORM 'C' WASHER	2	FWM12-C
47	5mm S.COIL SPRING WASHER	2	FWM5-SW
48	314-314-190 DZUS WING TYPE STUD	4	FMSZ-001
49	334-300-190 DZUS SLIP ON RECPTICULE	4	FMSZ-003
50	POD SUPPORT BRACKET	1	ZMS-332
51	M5x16 DOM HEADED STAINLESS SCREW	2	FSM5-16SS
52	1 1/4" DIA SPRING CLIP	1	HS-018
55	M6x16 HEX HEAD SET SCREW	2	FSM6-16
56	M6x16 DOME HEX HEAD SET SCREW	1	FSDM6-16
57	1/4x3/4 MS PENNY WASHER	8	FW4-12

EXPLORER FAIRING

TRIM AS MARKED
BY TOOLING
SCORE LINE

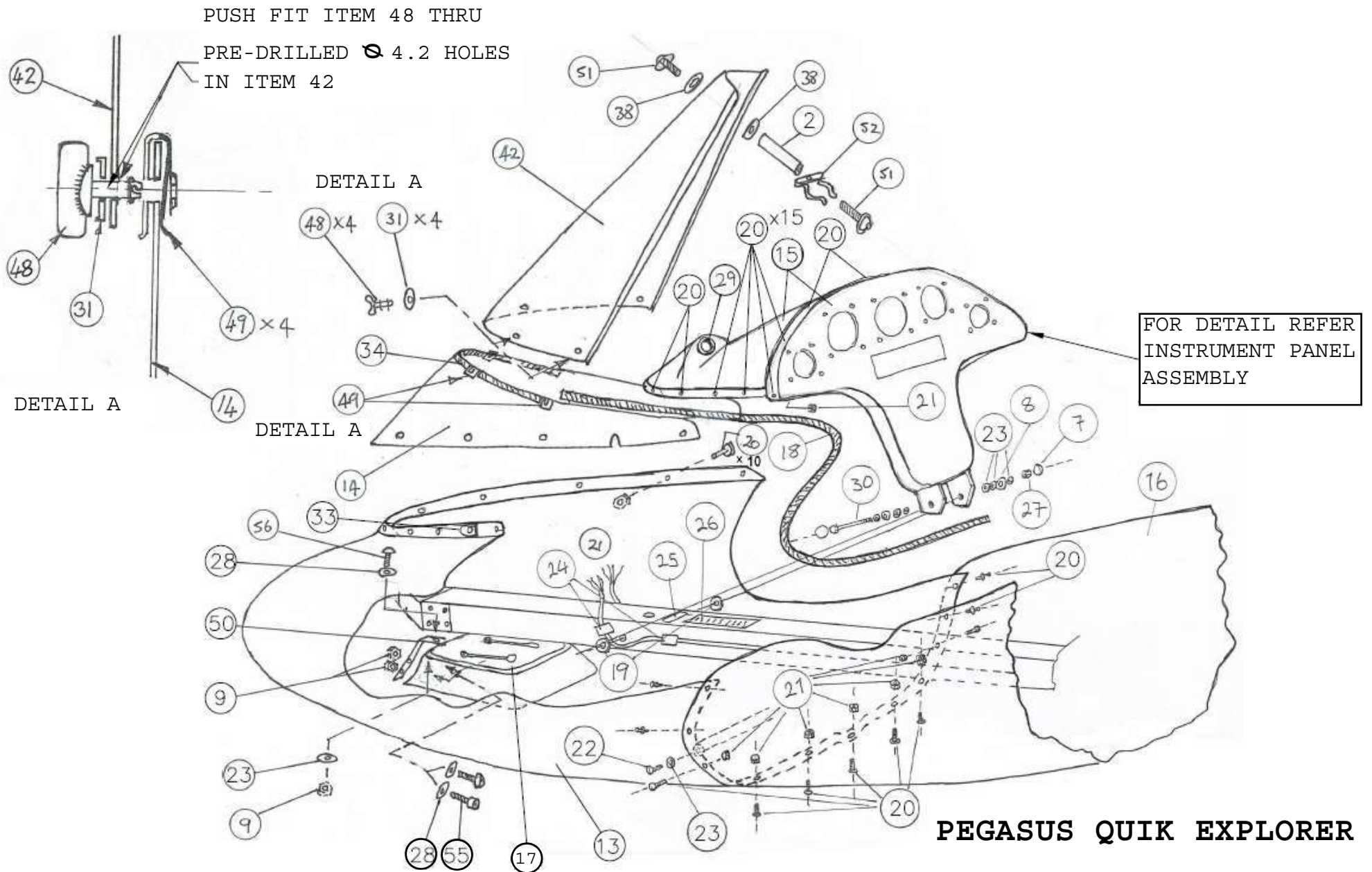
DRILL 6.1mm HOLE
ON BOTH SIDE OF
FAIRING



PEGASUS QUIK EXPLORER

INTENTIONALLY LEFT BLANK

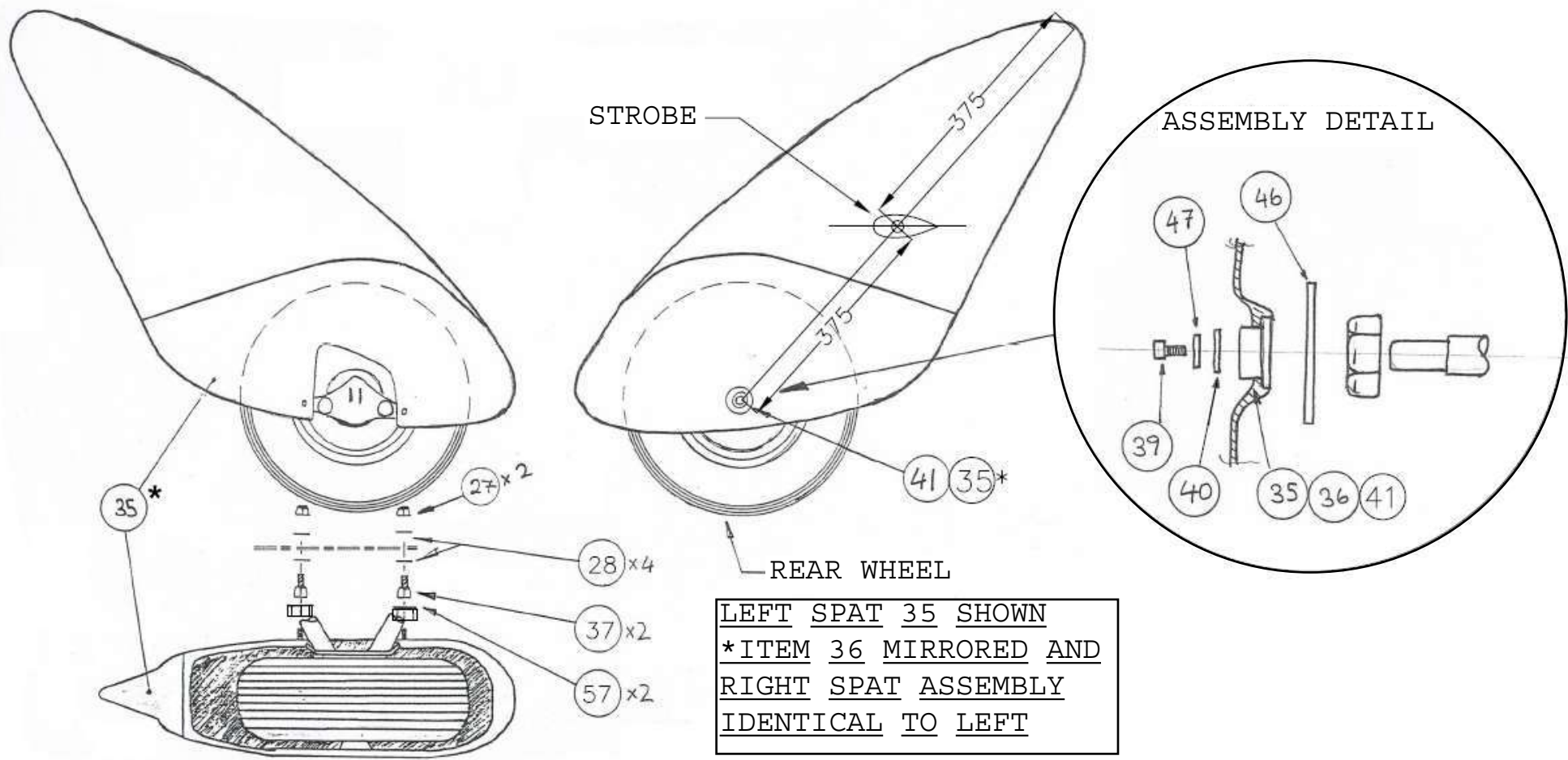
EXPLORER FAIRING



EXPLORER FAIRING

Item Number	Description	Units Per Assembly	Part number
1	QUIK PYLON FAIRING	1	YQC-201
2	PYLON FAIRING SPACER BRACE	2	ZMP-127
3	QUIK FAIRING RIGGING STOP	1	ZMP-128
4	SCREW RIVET-BLACK PLASTIC	4	FMSR-001
5	M6x16 SOCKET HEAD BUTTON SCREW	2	FSM5-16
6	STICKY BACK VELCRO-CUT 310mm	1	VM-50-004
7	8mm SKIFFY CAP BLACK	9	PMC-RSC8
8	8mm SKIFFY WASHER	9	PMC-SB8
9	M6 NYLOCK 'T' TYPE	5	FNM6-NT
10	M6x85 HEX HT BOLT	1	FBM6-85
11	1/4" SAFETY SPLIT RING	2	FPSR-001
12	LOWER KEEP PIN ASSY	1	TQU-12300
13	EXPLORER QUIK POD	1	YQD-221
14	QUIK WINDSCREEN LOWER SECTION	1	YQD-204L
15	QUIK INSTRUMENTAL PANEL & TOP COWEL PAIR ASSY	1	YQD 201
16	QUIK APRON	1	YQC-205
17	EXPLORER FRONT FORK SEALING MEMBRANE	1	TQC-17450
18	BLACK EDGE PROTECTOR		PMM-012
19	PLASTIC SPACER	2	FWP-002
20	M6x16 PLASTIC PAN HEAD SCREW	20	FPS6-16B
21	M6 PLASTIC HEX NUT	18	FPN6-10
22	PAN HEAD SELF TAP SCREW	2	FMSST-001
23	1/4" STEEL WASHER	11	FW4-T4
24	TYE WRAP STICK MOUNT	16	HTM-001
25	"STEP HERE" PLACARD	1	DP-020
26	LARGE MAIN PLACARD	1	DP-050
27	M6 'T' TYPE NYLOCK NUT	2	FNM6-NT
28	1/4x3/4 MS PENNY WASHER	8	FW4-12

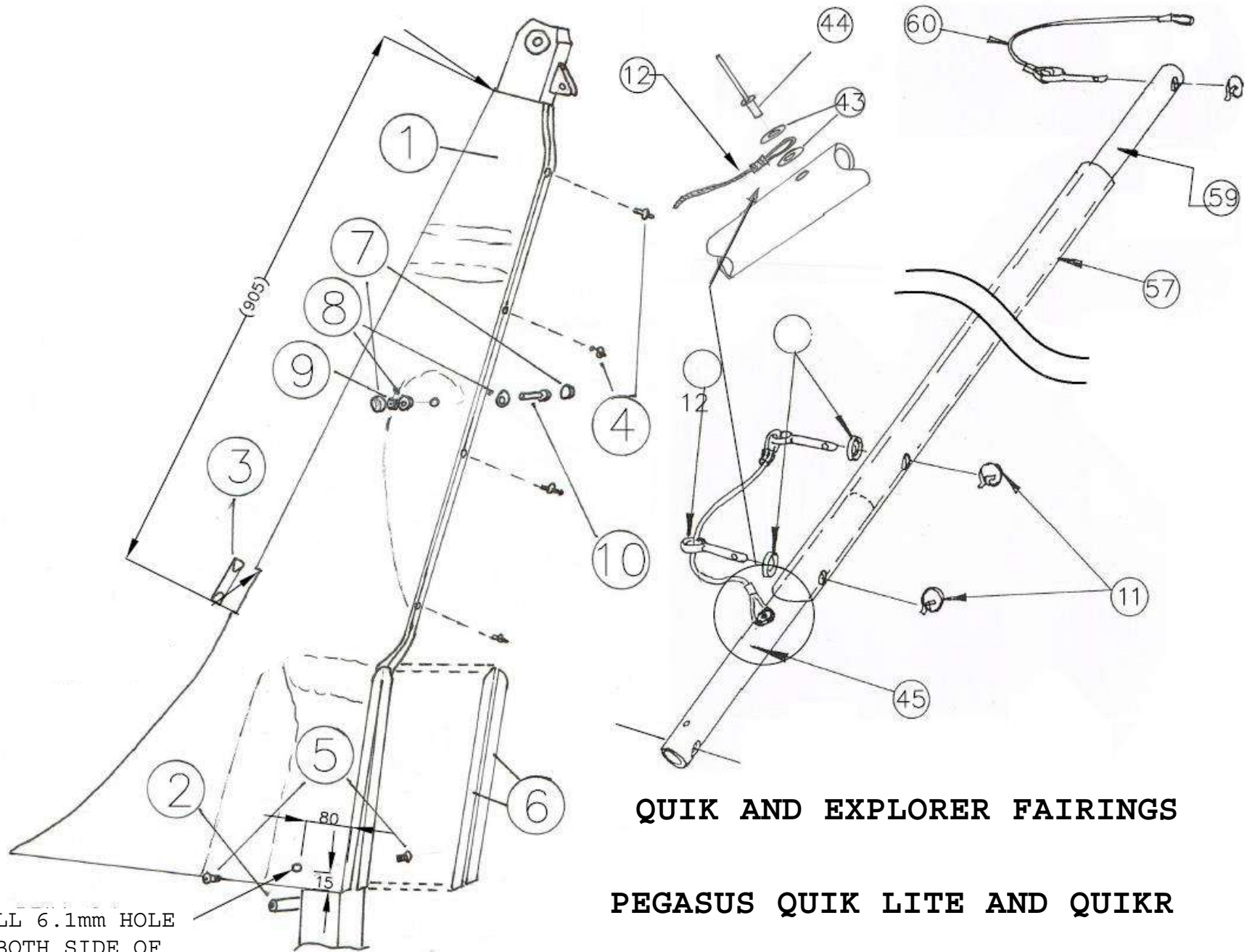
EXPLORER FAIRING



PEGASUS QUIK EXPLORER

EXPLORER FAIRING

Item Number	Description	Units Per Assembly	Part number
29	STRUT LOWER RUBBER GROMMET	1	PMM-018
30	M6x90 HEX HT BOLT	1	FBM6-90
31	6mm SKIFFY WASHER	5	PMC-RSC6
32	M6x25 HEX HT BOLT	1	FBM6-25
33	QUIK STATIC PORT	1	ZMS-316
34	CLEAR EDGE PROTECTOR	1	PMM-025
35	EXPLORER QUIK LEFT SPATFIN	1	YQC-216L
36	EXPLORER QUIK RIGHT SPATFIN	1	YQC-217R
37	15mm STANDOFF SPACER M6 x 12 STUD	4	ZSP-319
38	PLASTIC WASHER	6	FWP-001
39	M5 CAP HEAD SCREW	2	FCM5-16
40	3/16 STEEL WASHER	2	FW3-12
41	PLASTIC SPAT BUSH (PRE-FITTED TO SPAT)	2	ZMP-072
42	WINDSCREEN UPPER SECTION	1	YQD-204U
43	M5 FORM B WASHER	2	FWM5-B
44	3/16 x 3/8 MONEL POP RIVET	1	FR6-12-001
45	FRONT STRUT LOWER COMPLETE	1	TQU-12200
46	12mm M/S FORM 'C' WASHER	2	FWM12-C
47	5mm S.COIL SPRING WASHER	2	FWM5-SW
48	314-314-190 DZUS WING TYPE STUD	4	FMSZ-001
49	334-300-190 DZUS SLIP ON RECPTICULE	4	FMSZ-003
50	POD SUPPORT BRACKET	1	ZMS-332
51	M5x16 DOM HEADED STAINLESS SCREW	2	FSM5-16SS
52	1 1/4" DIA SPRING CLIP	1	HS-018
55	M6x16 HEX HEAD SET SCREW	2	FSM6-16
56	M6x16 DOME HEX HEAD SET SCREW	1	FSDM6-16
57	M6 NUT	4	FNM6-G8



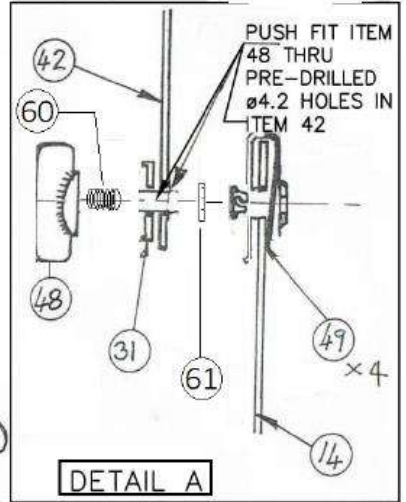
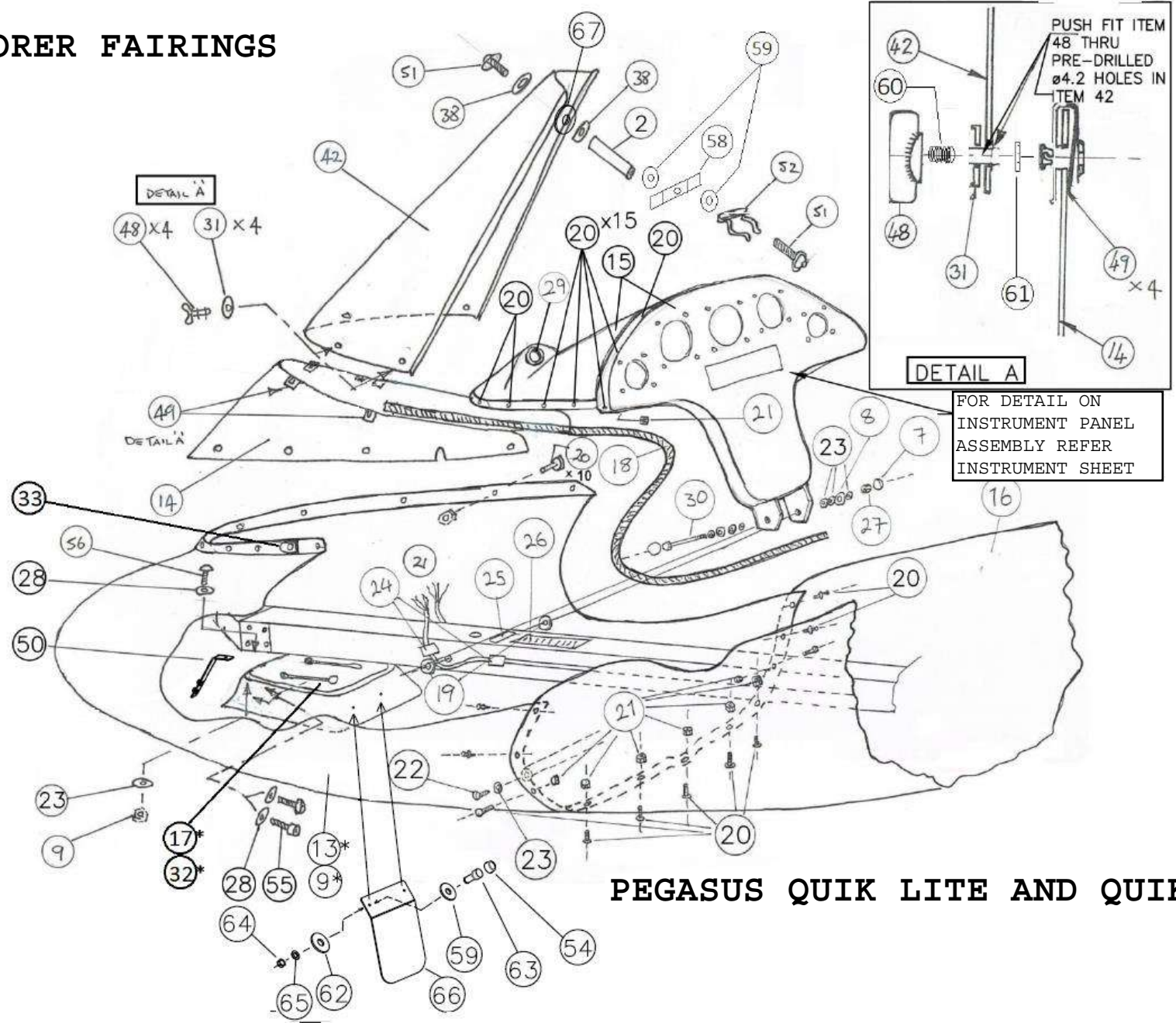
DRILL 6.1mm HOLE
ON BOTH SIDE OF
FAIRING

QUIK AND EXPLORER FAIRINGS

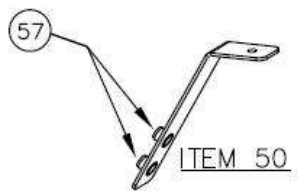
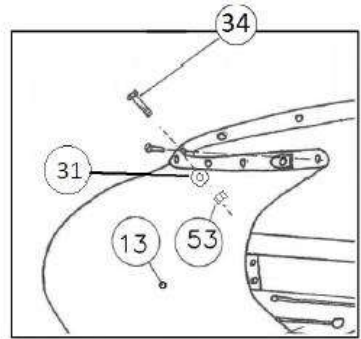
PEGASUS QUIK LITE AND QUIKR

INTENTIONALLY LEFT BLANK

QUIK AND EXPLORER FAIRINGS



FOR DETAIL ON INSTRUMENT PANEL ASSEMBLY REFER INSTRUMENT SHEET

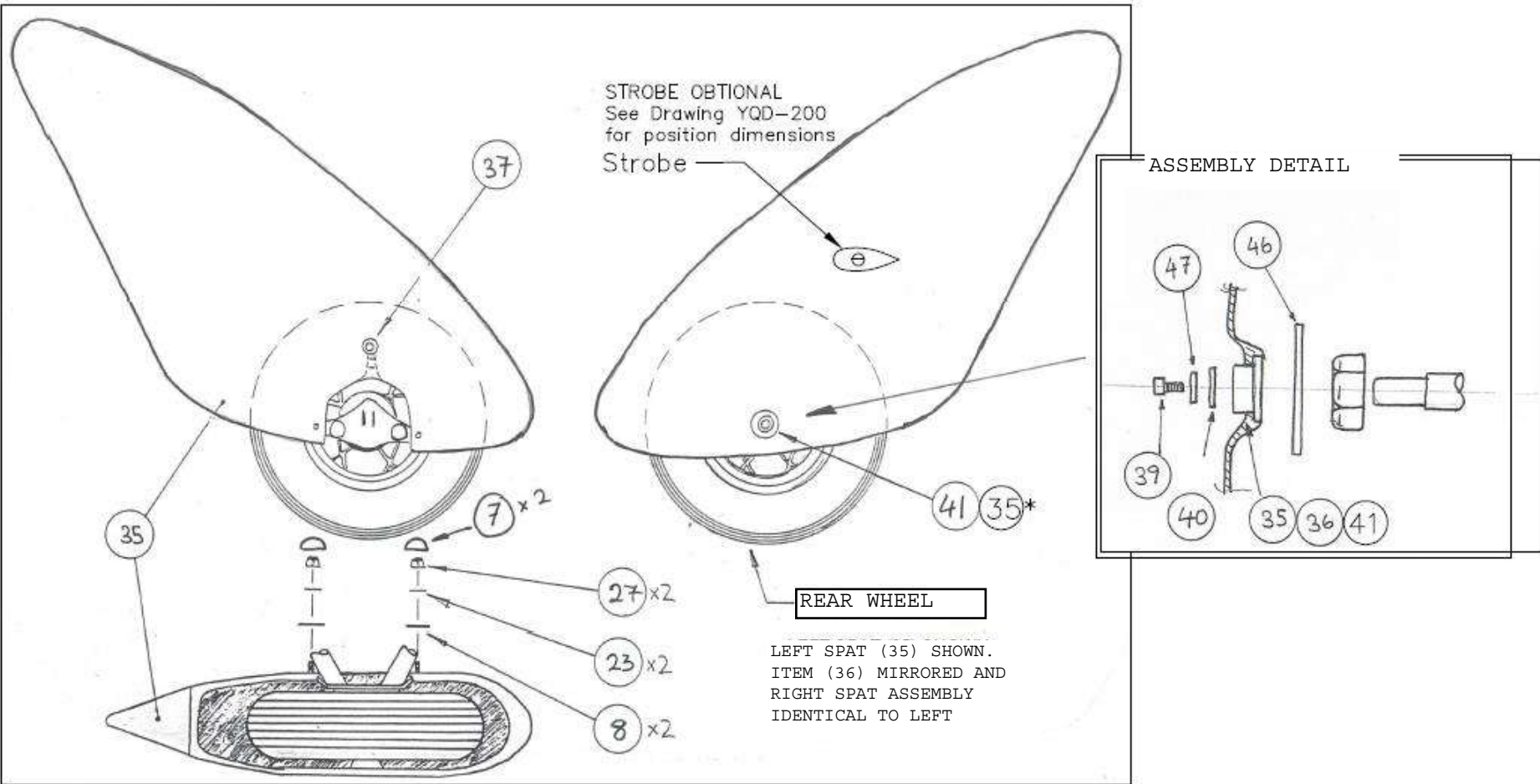


PEGASUS QUIK LITE AND QUIKR

QUIK AND EXPLORER FAIRINGS

Item Number	Description	Units Per Assembly	Part number
1	QUIK PYLON FAIRING	1	YQC-201
2	PYLON FAIRING SPACER BRACE	1	ZMP-127
3	QUIK FAIRING RIGGING STOP	4	ZMP-128
4	SCREW RIVET-BLACK PLASTIC	2	FMSR-001
5	M6x16 SOCKET HEAD BUTTON SCREW	1	FSM5-16
6	STICKY BACK VELCRO-CUT 310mm	2	VM-50-004
7	8mm SKIFFY CAP BLACK	8	PMC-RSC8
8	8mm SKIFFY WASHER	8	PMC-SB8
9	9mm EXPLORER POD (OPTIONAL)	1	YQC-221
10	M6x85 HEX HT BOLT	2	FBM6-85
11	1/4" SAFETY SPLIT RING	1	FPSR-001
12	LOWER KEEP PIN ASSY	1	TQU-12300
13	QUIK POD (OPTIONAL)	1	YQC-203
14	QUIK WINDSCREEN LOWER SECTION	1	YQD-204L
15	QUIK INSTRUMENTAL PANEL & TOP COWEL PAIR ASSY	1	YQD 201/202
16	QUIK APRON	1	YQC-205
17	QUIK FORK SEALING MEMBRANE (OPTIONAL)	1	TQB-17450
18	BLACK EDGE PROTECTOR		PMM-012
19	PLASTIC SPACER	2	FWP-002
20	M6x16 PLASTIC PAN HEAD SCREEN	20	FPS6-16B
21	M6 PLASTIC HEX NUT	18	FPN6-10
22	PAN HEAD SELF TAP SCREW	2	FMSST-001
23	1/4" STEEL WASHER	10	FW4-T4
24	TYE WRAP STICK MOUNT	16	HTM-001
25	"STEP HERE" PLACARD	1	DP-020
26	LARGE MAIN PLACARD	1	DP-050
27	M6 'T' TYPE NYLOCK NUT	2	FNM6-NT
28	1/4x3/4 MS PENNY WASHER	7	FW4-12
29	STRUT LOWER RUBBER GROMMET	1	PMM-018
30	M6x90 HEX HT BOLT	1	FBM6-90
31	6.5mmx22.25 NYLON WASHER	1	FWP-001
32	EXPLORER MEMBRANE (OPTIONAL)	1	TQC-12251
33	QUIK STATIC PORT	1	ZMS-316
34	PLASTIC SCREW M6x20 HEX HD	1	FPS6-20

QUIK AND EXPLORER FAIRINGS

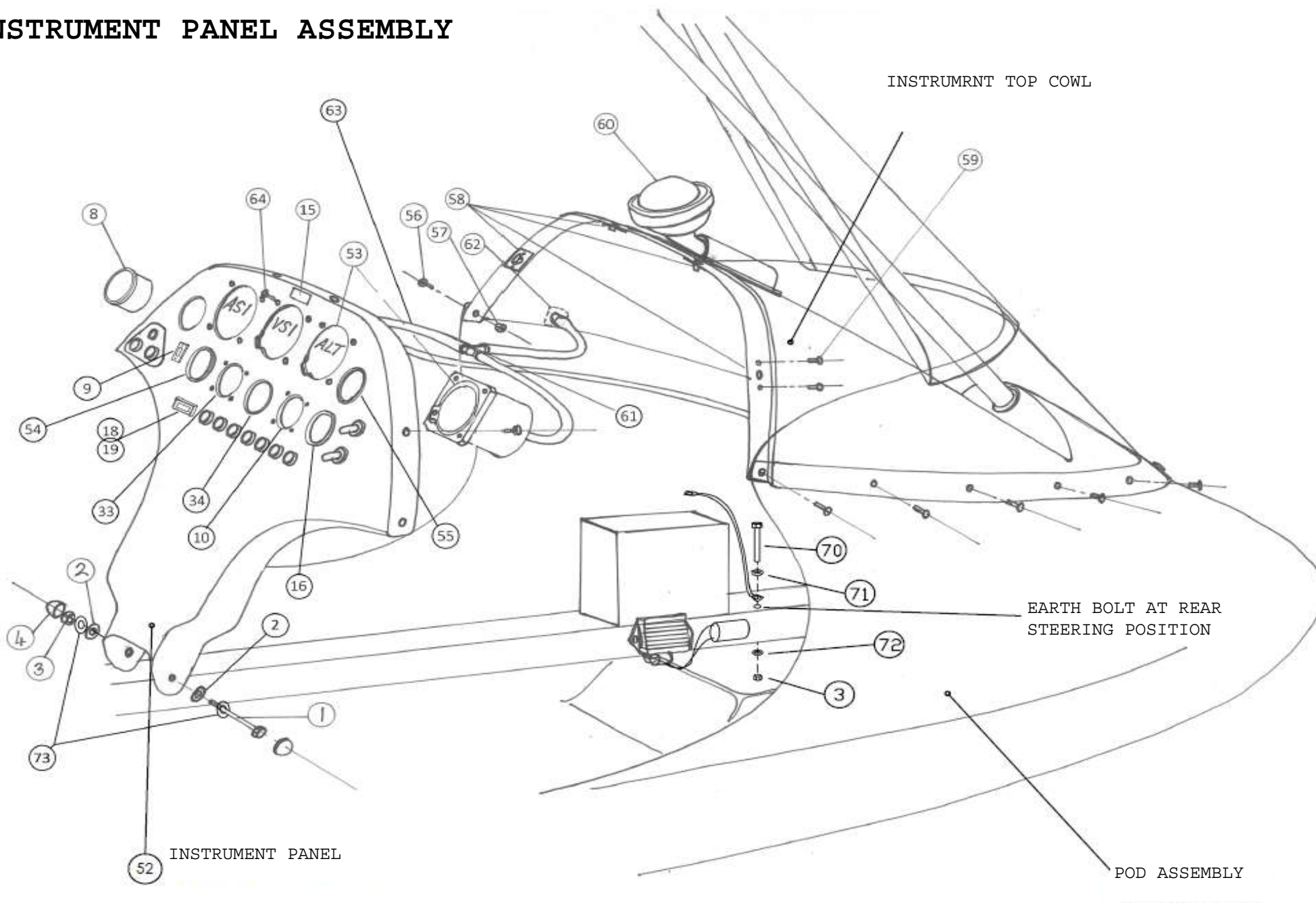


PEGASUS QUIK LITE AND QUIKR

QUIK AND EXPLORER FAIRINGS

Item Number	Description	Units Per Assembly	Part number
35	QUIK LEFT SPATFIN	1	YQC-207L
36	QUIK RIGHT SPATFIN	1	YQC-207R
37	RUBBER GROMMET (CABLE BRAKED OPTION)	2	PMM-008
38	PLASTIC WASHER	4	FWP-001
39	M5 CAP HEAD SCREW	2	FCM5-16
40	3/16 STEEL WASHER	2	FW3-12
41	PLASTIC SPAT BUSH (PRE-FITTED TO SPAT)	2	ZMP-072
42	WINDSCREEN UPPER SECTION	1	YQD-204U
43	M5 FORM B WASHER	2	FWM5-B
44	3/16 x 3/8 MONEL POP RIVET	1	FR6-12-001
45	FRONT STRUT LOWER COMPLETE	1	TQU-12200
46	12mm M/S FORM 'C' WASHER	2	FWM12-C
47	5mm S.COIL SPRING WASHER	2	FWM5-SW
48	314-314-190 DZUS WING TYPE STUD	4	FMSZ-001
49	334-300-190 DZUS SLIP ON RECPTICULE	4	FMSZ-003
50	POD SUPPORT BRACKET	1	ZMS-332
51	M5x16 DOM HEADED STAINLESS SCREW	2	FSM5-16SS
52	1 1/4" DIA SPRING CLIP	1	HS-018
53	M6x10 PLAS HX NUT BLACK	1	FPN6-10
54	6mm SKIFFY CAP	2	PMC-RSC6
55	M6x20 HEX HEAD SET SCREW	2	FSM6-20
56	M6x16 DOME HEX HEAD SET SCREW	1	FSDM6-16
57	RIVNUT	2	FNS-2
58	QUIK SCREEN VELCRO STRAP	1	051-224
59	3/16" x 3/4" x 1/16 M/S WASHER	4	FW3-12
60	DZUS RETAIN SPRING	1	FMSZ-004
61	DZUS RETAIN WASHER	1	FMSZ-002
62	6mm SKIFFY RING	2	PMC-SB6
63	M5x16mm SOCKET CAP SCREW	2	FCM5-16
64	M5 NYLOC NUT 'T' TYPE	2	FNM5-NT
65	5mm x 12.5mm x 1mm STEEL WASHER BZP	2	FWM5-C
66	QUIK MUD FLAP	1	ZMP-153
67	WINDSCREEN DISC	1	YQD-204W

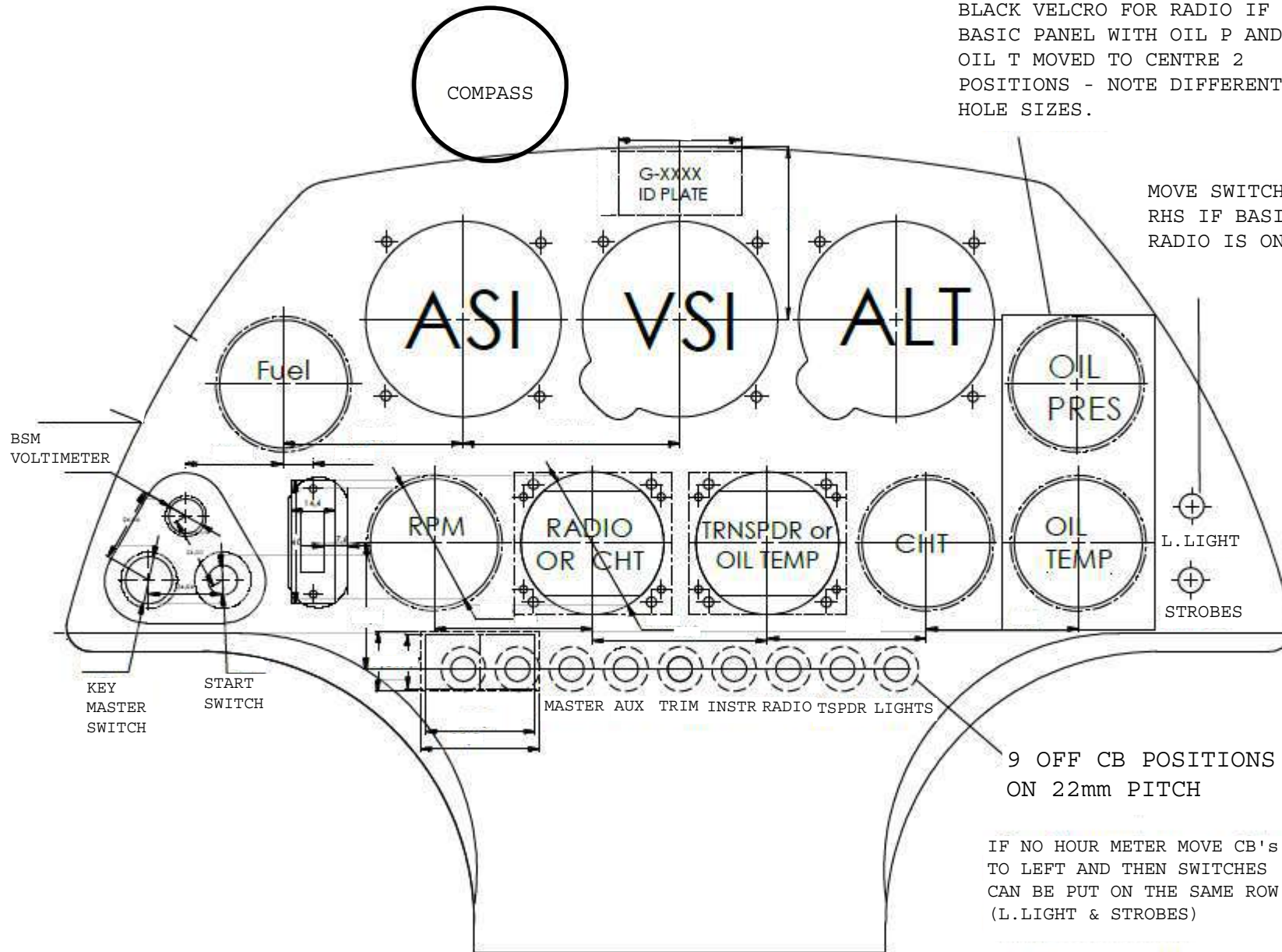
INSTRUMENT PANEL ASSEMBLY



INSTRUMENT PANEL ASSEMBLY

Item Number	Description	Units Per Assembly	Part number
1	M6x85mm HEX HT BOLT	1	FBM6-85
2	8mm SKIFFY RING ONLY	2	PMC-SB8
3	M6 NYLOCK NUT 'T' TYPE	2	FNM6-NT
4	8mm RAISED SKIFFY CAP ONLY	1	PMC-RSC8
5	PUSHBUTTON SWITCH	1	LS-007
6	KEY SWITCH 2 POSITION	1	LS-006
7	MASTER/START PLACARD (QUIK)	1	DP-079
8	VDO FUEL GUAGE (301-030-001)	1	EFG-9
9	TRIM INDICATOR MODULE ASSY INC TRIM BOX	1	YQC-099
10	AVIASPORT COOLANT TEMPERATURE GUAGE 2"	1	IEWT-5
11	ASI (0-150MPH) 3.1/8" (STD)	1	IFASI-9
12	ASI FALCON SINGLE RANGE 3.1/8" (20-140 KNOTS)	1	IFASI-10
13	VSI 80mm +/- 2000 (STD)	1	IFVSI-3
14	VSI2FM-2 (VSI 2.1/4")	1	IFVSI-4
15	UNIVERSAL FUEL LOAD PLACARD	1	DP-075
16	AVIASPORT OIL TEMP GUAGE 2" IM559	1	IEOT-1
17	SILVA STALK COMPASS-70UN	1	041-025
18	HOUR COUNTER 12-24VDC	1	043-155
19	HOUR METER MOD333-1	1	M333-1
20	BATT. STATE MONITOR-THER. FUSED(95382-3(TF))	1	IEBSM-2A
21	20A PUSH BUTTON CIRCUIT BREAKER SINOLEC P/NO 88-20-PIB14-0	1	LCB-P020
22	12A PUSH BUTTON CIRCUIT BREAKER SINOLEC P/NO 88-12-PIB14-0	1	LCB-P012
23	5A PUSH BUTTON CIRCUIT BREAKER SINOLEC P/NO 88-05-PIB14-0	3	LCB-P005
24	3A PUSH BUTTON CIRCUIT BREAKER SINOLEC P/NO 88-03-PIB14-0	1	LCB-P003
25	DUST & SPLASHPROOF CAP/FLAT TOP SINOLEC P/NO 40-998-W-F11	6	LCB-PCAP
26	COMMONING BLOCKS	8	LT-033
27	COMMONONG END CAP	1	LT-034
28	SELF ADHESIVE HOOK AND LOOP VELCRO 50mm	12mm	052-040
29	LED TRIM INDICATOR PLACARD	1	DP-080
30	M3 x 8mm SOC DOME SCREW	2	FCM3-8
31	SWITCH SPST ON/OFF SWITCH	2	031-014
32	SWITCH & C/B LABELS (FLY VISUAL)	AR	DP-091
33	TRIG TY91 RADIO KIT WITH INTERCOM (LOW COST)	1	LYNX-QUIK-TRIG
34	TRIG TT21 TRANSPONDER KIT	1	TRIG-A
35	FEM/BULLET CON (EA.SINGLE) 100 TO PK	1	LT-003
36	MALE BULLET CON RED (EA.SINGLE)	1	LT-004

INSTRUMENT PANEL ASSEMBLY



BLACK VELCRO FOR RADIO IF BASIC PANEL WITH OIL P AND OIL T MOVED TO CENTRE 2 POSITIONS - NOTE DIFFERENT HOLE SIZES.

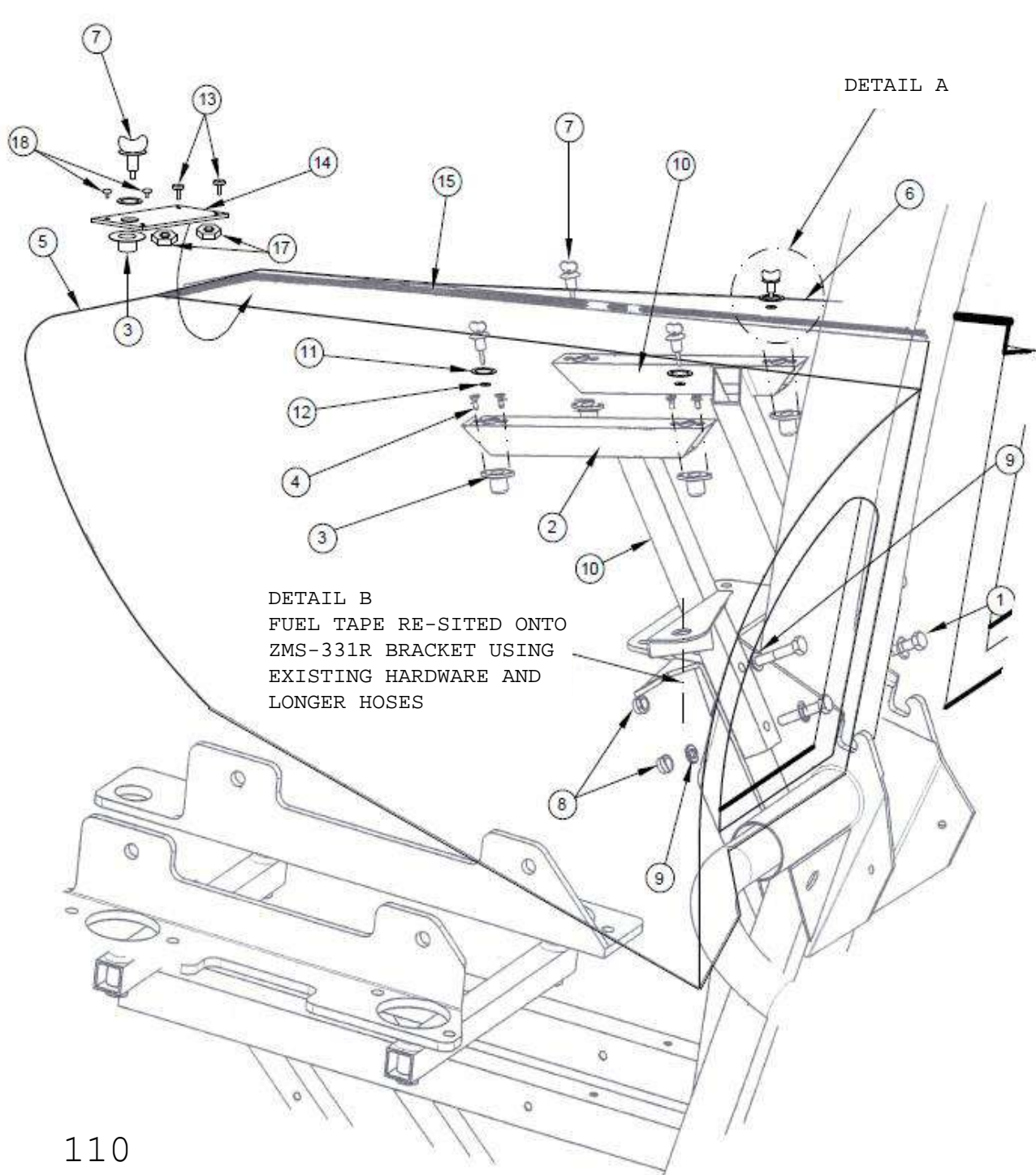
MOVE SWITCHES TO CB ROW RHS IF BASIC PANEL AND RADIO IS ON RHS

9 OFF CB POSITIONS ON 22mm PITCH

IF NO HOUR METER MOVE CB'S TO LEFT AND THEN SWITCHES CAN BE PUT ON THE SAME ROW (L.LIGHT & STROBES)

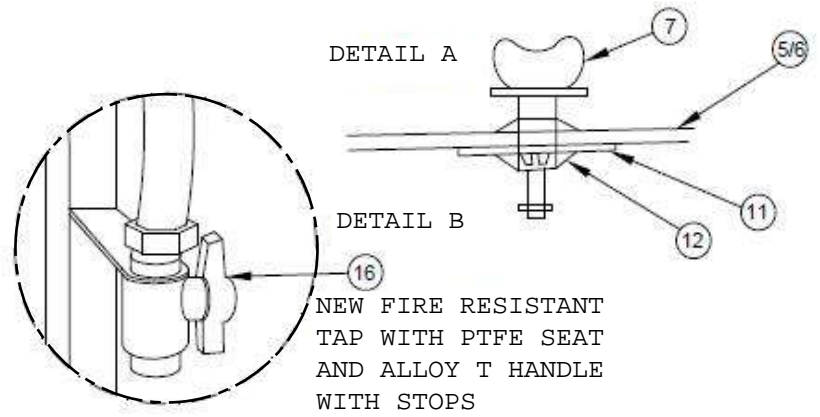
INSTRUMENT PANEL ASSEMBLY

Item Number	Description	Units Per Assembly	Part number
37	SHROUDED RECEPTACLE RED 6.3mm	6	LT-019
38	CRIMP CONNECTOR RECEPTACLE RED	12	LT-038
39	SHROUDED RECEPTACLE BLUE 6.3mm	4	LT-020
40	BLUE TERMINAL UNSHROUDED 6.3mm SPADE	14	LT-073
41	PUSH-ON CRIMP REC 4.7mm FEMALE SPADE	4	LT-036
42	RECEPTACLE COVERS FOR LT-036	4	LT-037
43	CRIMP BUTTS BLUE (EA.SINGLE)	2	LT-017
44	EYELET CRIMP M6 RED (EA.SINGLE)	2	LT-001
45	RED 2.5mm ² SINGLE CORE	1.5m	LC-074
46	BLACK 2.5mm ² SINGLE CORE	0.3m	LC-073
47	RED 1.5mm ² SINGLE CORE	2m	LC-075
48	BLACK 1.5mm ² SINGLE CORE	0.3m	LC-056
49	RED 0.5mm ² SINGLE CORE	1m	LC-055
50	RED 0.5mm ² SINGLE CORE	1m	LC-054
51	CABLE TIE (BLACK) 100mmx2.5mm	6	HTW-009
52	INSTRUMENT PANEL (QUIK)	1	YQD-201P
53	ALTIMETER INSTRUMENT	1	IFALT-4
54	RPM (TACHO) AVIASPORT INSTRUMENT	1	IERPM-14
55	AVIASPORT OIL PRESSURE GUAGE	1	IEOP-1
56	M6x16mm PLAS.PAN HD. SCREW	1	FPS6-16
57	M6x10mm PLAS HX NUT BLACK	1	FPN6-10
58	M6 CAPTIVE NUT	1	FNS-9
59	POP RIVET (COUNTERSUNK) 3/32 x 6mm	1	FR6-001
61	PLASTIC 'T' PIECE (6mm-1/4" hose)	1	EFLC-1
62	STATIC PORT (QUIK)	1	ZMS-316
63	1/4bore * 1/16"wall PVC CLEAR HOSE"	1	PTI2-001
64	M4 x 25mm SOCKET BN/HD SCREW S/S (INSTRUMENTS)	10	005-155
65	M4 NYLOC NUT 'P' TYPE	10	FNM4-NP
66	MIN. TOGGLE SWITCH COVER	2	LS-016
67	LYNX KIT FOR TRIG TY91 PANEL MOUNT RADIO AND INTERCOM	1	LYNX-QUIK-TRIG-ADVANCED
68	LYNX KIT FOR ICOM A6E/A24E HANDHELD RADIO AND INTERCOM	1	LYNX-QUIK-ICOM-ADVANCED
69	LYNX KIT FOR ICOM A6E/A24E HANDHELD RADIO AND INTERCOM (LOW COST)	1	LYNX-QUIK-ICOM
70	M6x75mm HEX HT BOLT	1	FBM6-75
71	6mmS.COIL SQ.SEC.SPRING WASHER	1	FWM6-SW
72	1/4x7/16x21 swg M/S WASHER	1	FW4-07
73	1/4 T4LP WASHERS	2	FW4-T4
74	AVIASPORT EXHAUST GAS TEMP GAUGE 2" IM776	1	IEEGT-7



DETAIL A

DETAIL B
 FUEL TAP RE-SITED ONTO
 ZMS-331R BRACKET USING
 EXISTING HARDWARE AND
 LONGER HOSES



DETAIL A

DETAIL B

NEW FIRE RESISTANT
 TAP WITH PTFE SEAT
 AND ALLOY T HANDLE
 WITH STOPS

ENGINE COVER ASSEMBLY

ENGINE COVER ASSEMBLY

Item Number	Description	Units Per Assembly	Part number
1	M6x35 HEX BOLT	4	FBM6-35
2	RH ENGINE COVER BRKT	1	ZMS-331R
3	CAMLOC RECEPTACLE	5	FMSC-003
4	1/8"x5/32" 120° CSK RIVET	8	FR6-001
5	RH ENGINE COVER	1	YQD-221R
6	LH ENGINE COVER	1	YQD-221L
7	CAMLOC WING STUD	5	FMSC-001
8	M6 THIN NYLOC	4	FNM6-NT
9	M6 WASHER	8	FW4-T3
10	LH ENGINE COVER BRKT	1	ZMS-331L
11	PLASTIC WASHER	4	FWP-001
12	CAMLOC RETAINING SPRING WASH	5	FMSC-002
13	M5 S/S FLANGE BUTTON	2	FMSFB5-12
14	JOINT PLATE	1	ZPL-151
15	EDGING STRIP	1m	PMM-012
16	PV72-4P 1/4 BSP FUEL TAP	1	EFLC-3
17	M5 NYLOC	2	FNM5-NT
18	CSK RIVET	2	FR6-002